

CUSTOM OFFICE FURNITURE COLLECTION



866-338-6637 | TonerQuest.com

**TONER
QUEST**
PRODUCTS FOR YOUR OFFICE

AJUSTABLE HEIGHT CAROL WORKSTATION



4 PERSON BENCHING STATION 1 COMMON TOP 60" x 108"



SHOWROOM / LIBRARY / OFFICE



The TonerQuest Program

1. An entire line (over 1,500 items) of laminate office furniture available in 30 colors including 2-tone and custom edge treatment at no extra charge.
2. 10-21 day delivery for standard and/or custom items. Requires a minimum of 20-30 assorted pieces for delivery. (No extra lead time for custom items).
3. 7-10-day delivery available for orders of 90 pieces or more upon request.
4. Components like tops, end panels etc. can be cut and shaped to your sizes and specifications along with your desired edge treatment (for large quantities, delivery can be within 7 days).
5. Custom size changes at no extra charge. Items that are completely customized are produced simultaneously with your standard items. All items in our catalogue that are 40", 42" or 43" long or high, may go up to 48" at no extra charge (except for cubicles).
6. Upon request, we provide a 3-D line drawing of a single unit, an office or multiple office settings.
7. Read page 4 to see how all of our 12 product lines are manufactured.

OFFICE FURNITURE BUILT WITH THE FOLLOWING PROFILES

STE1
STRAIGHT EDGE

2MMP
PROMOTIONAL
2 MILLIMETER

3MST1
PROMOTIONAL
3 MILLIMETER

3MST2
PROMOTIONAL
3 MILLIMETER

3MM1
3 MILLIMETER
1" EDGE

3MM2
3 MILLIMETER
1" FLUTED EDGE

3MM3
3 MILLIMETER
1 5/8" EDGE

3MM4
3 MILLIMETER
2" SCALLOPPED EDGE

3MM5
3 MILLIMETER
1 5/8" FLUTED EDGE

NY3M
3 MILLIMETER
ALUMINUM LOOK

MAN?
3 MILLIMETER
3MM1 or 3MM2 or 3MM3
3MM4 or 3MM5 EDGE

3MSAT
3 MILLIMETER
FLOATING TOP DESIGN

HPL

HPL (High Pressure Laminate) – Available for any work surface (top). Ask for a quotation and availability of color and design. A 3MM edge will be applied to the HPL tops, a higher quality due to the elasticity of the 3MM edge (no cracking most common with HPL edge).

DECORATIVE LAMINATE PANELS AVAILABLE, SEE PAGE 115
CUSTOM COMPONENTS AVAILABLE, SEE PAGE 112

INDEX	List Price from Pages 76 to 106	Options Pages 116 & 117	Work surfaces (tops) Page 32
Benching.....	22,25,30,99	Hospital.....	68,70,102
Bookcase.....	66,92,101	Hutch.....	17,39,89,91
Bridge/Modesty.....	42,47,80	L-Shape.....	7,52,81
Carol.....	11,60,85	Lateral.....	49,82
Conference Table.....	34,72,93	Library.....	67,101
Corner Hutch/Base....	48,87,88	Lockers.....	63,104
Credenza.....	35,39,40,83	Markerboard.....	76
Cubicle.....	60,85,111	Manhattan Series.....	41,42,95
Custom.....	54,108,112,115	Mobile Desk.....	62,65
Daycare.....	64,104	Mobile Ped.....	13,24,33,80
Desk.....	5,37,40,52,78	Mobile Storage.....	68,70,102
Empowered Desk.....	62,103	New Yorker Series.....	37,39,96
Extended Corner....	36,49,50,87	Nursing Home.....	106,107
Home Office.....	65,100	Partitions.....	6,111
		Pedestal.....	33,76,77
		Peninsula.....	49,77
		Podium.....	67,101
		Reception Desk....	54,56,59,84
		Return.....	7,52,81
		Saturn Series.....	5,7,25,98
		Space Saver Desk.....	65
		Sorters.....	63,104
		Storage Unit.....	14,40,94
		Table.....	22,35,93
		Teacher's Desk.....	65,100
		U-Station.....	43,49,51
		Vertical file.....	20,82
		Workstation.....	12,18,20

New **SATURN** Series
5,7

Wire concealment...28,31

7 PROFILES

STE1.....53
2MMP.....74,75
3MM1.....9,14,16
3MM2.....48
3MM3.....9,22,59
3MM4.....40,42,45
3MM5.....38,43

For location photos of completed **TONER QUEST** Custom projects, see pages 6, 108, 110

BUILD YOUR OWN OFFICE STATION

<p>HOW TO ORDER</p> <p>Also see page 114</p>	<p>IF YOU ORDER AN L-SHAPE IN OUR 3MM1 LINE LEFT HAND WITH CENTER DRAWER FOR DESK & KEYBOARD ON THE RETURN, YOU WOULD ORDER IT IN THE FOLLOWING WAY:</p> <p style="text-align: center;">PREFIX PRODUCT TYPE (3MM1) BEFORE MODEL #</p> <p>3MM1-207R 30x66x29"H L-SHAPE B/FL RIGHT 3MM1-3202EL 24x42x29H B/F RETURN LEFT 3MM1-20 CENTER DRAWER IN DESK 3MM1-10 KEYBOARD IN RETURN</p>
---	---



TONER QUEST

is environmentally friendly and recycles 98% of all its waste.

<p>PRODUCT STE1</p>	<p>STE1-STRAIGHT EDGE (<i>Prefix STE1 before model #</i>) UNITS COME WITH A METAL EURO BOTTOM MOUNT SLIDE ON NYLON ROLLERS FOR BOX/DRAWER & A BALL BEARING FULL EXTENSION SLIDE FOR FILE DRAWER. DRAWERS ARE DOWELLED AND GLUED. PEDESTALS ARE 20" DEEP WITH A ¾ MODESTY & ARE FULLY ASSEMBLED EXCEPT FOR SIDE PANELS WHICH ARE PACKED ON TOP OF DESKS WITH TOP & BOTTOM CORRUGATED CUPS STRAPPED.</p>
<p>PRODUCT 2MMP</p>	<p>PROMOTIONAL 2-MILLIMETER 1" EDGE (<i>Prefix 2MMP before model #</i>) UNITS HAVE 2MM EDGES ON ALL TOPS, DOORS, DRAWER FRONTS & EVERY VISIBLE SHELF. ALL DRAWERS COME WITH BALL BEARING FULL EXTENSION SLIDE. PEDESTALS ARE 20" DEEP & COME FULLY ASSEMBLED WITH ¾ MODESTY & ARE PACKED WITH CORRUGATED AND STRAPPED.</p>
<p>PRODUCT 3MST1 or 3MST2</p>	<p>3MST-PROMOTIONAL 3 MILLIMETER 1" EDGE (<i>Prefix 3MST1 or 3MST2 before model #</i>) UNITS HAVE A 3MM1 EDGE OR 3MM2 FLUTED DESIGN EDGE ON ALL TOPS AND SIDES. PEDESTALS COME WITH STE1 EDGE. DRAWERS ARE DOWELLED & GLUED. ALL DRAWERS COME WITH BALL BEARING FULL EXTENSION SLIDE. PEDESTALS ARE 20" DEEP & COME FULLY ASSEMBLED WITH ¾ MODESTY & ARE PACKED WITH CORRUGATED AND STRAPPED. NEW - PEDESTALS COME IN THE SAME COLOR AS DESK</p>
<p>PRODUCT 3MM1</p>	<p>3MM1-3 MILLIMETER 1" EDGE (<i>Prefix 3MM1 before model #</i>) UNITS HAVE 3MM EDGES ON ALL TOPS, DOORS, DRAWER FRONTS & EVERY VISIBLE SHELF. DRAWERS ARE DOWELLED & GLUED. ALL DRAWERS COME WITH UPGRADED BALL BEARING FULL EXTENSION SLIDE. PEDESTALS ARE 24" DEEP & COME WITH FULL MODESTY, FULLY ASSEMBLED, PACKED WITH CORRUGATED AND STRAPPED.</p>
<p>PRODUCT 3MM2</p>	<p>3MM2-3 MILLIMETER 1" FLUTED EDGE (<i>Prefix 3MM2 before model #</i>) FLUTED DESIGN EDGE ON TOP AND SIDE PANELS (1" ONLY). PEDESTAL SIZE & DRAWER SLIDE CONSTRUCTION & PACKAGING LIKE 3MM1 LINE.</p>
<p>PRODUCT 3MM3</p>	<p>3MM3-3 MILLIMETER 1 5/8" EDGE (<i>Prefix 3MM3 before model #</i>) 3MM 1 5/8" EDGE ON 1 5/8" TOPS ONLY. PEDESTAL SIZE & DRAWER SLIDE CONSTRUCTION & PACKAGING LIKE 3MM1 LINE.</p>
<p>PRODUCT 3MM4</p>	<p>3MM4-3 MILLIMETER 2" SCALLOPED EDGE (<i>Prefix 3MM4 before model #</i>) 3MM 2" SCALLOPED EDGING ON 2" TOPS ONLY WITH ROUNDED CORNERS. PEDESTAL SIZE & DRAWER SLIDE CONSTRUCTION & PACKAGING LIKE 3MM1 LINE.</p>
<p>PRODUCT 3MM5</p>	<p>3MM5-3 MILLIMETER 1 5/8" FLUTED EDGE (<i>Prefix 3MM5 before model #</i>) 3MM 1 5/8" FLUTED EDGE ON 1 5/8" TOPS ONLY. PEDESTAL SIZE & DRAWER SLIDE CONSTRUCTION & PACKAGING LIKE 3MM1 LINE.</p>
<p>PRODUCT NY3M</p>	<p>NY3M-3 MILLIMETER ALUMINUM LOOK (<i>Prefix NY3M before model #</i>) 3MM EDGE TOGETHER WITH PEDESTAL RAISED ON ALUMINUM-LOOK 4" LEGS (4 LEGS PER PEDESTAL). DOORS COME WITH FROSTED GLASS SURROUNDED WITH AN ALUMINUM-LOOK FRAME. PEDESTAL SIZE & DRAWER SLIDE CONSTRUCTION & PACKAGING LIKE 3MM1 LINE.</p>
<p>PRODUCT MAN?</p>	<p>MAN?-3 MILLIMETER COMES IN 3MM1, 3MM2, 3MM3, 3MM4 OR 3MM5 EDGE (<i>Prefix MAN? before model #</i>) i.e (MAN1= 3MM1), (MAN2 = 3MM2), (MAN3 = 3MM3), (MAN4 = 3MM4) or (MAN5 = 3MM5) EDGE MAN? SERIES HAS ITS OWN DISTINCTIVE LOOK AND IS AVAILABLE WITH YOUR CHOICE OF MATERIALS PEDESTAL SIZE & DRAWER SLIDE CONSTRUCTION & PACKAGING LIKE 3MM1 LINE.</p>
<p>PRODUCT 3MSAT</p>	<p>3MSAT – 3 MILLIMETER FLOATING TOP SERIES (<i>Prefix 3MSAT before model #</i>) 3MM EDGE TOGETHER WITH A FLOATING TOP 2" RAISED ABOVE PEDESTAL. NEW LEG WHERE THE MODESTY CAN BE PLACED IN ONE OF 4 POSITIONS. NEW WIDER PEDESTAL DESIGN. PEDESTAL SIZE & DRAWER SLIDE CONSTRUCTION & PACKAGING LIKE 3MM1 LINE.</p>

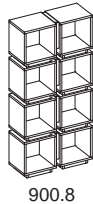
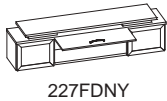
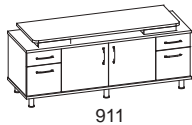
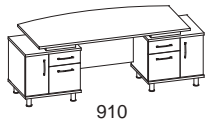
GUARANTEE IF WITHIN 5 YEARS FOLLOWING PURCHASE, ANY COMPONENTS OF ANY UNIT MANUFACTURED BY CANDEX BECOMES DEFECTIVE, WE WILL REPLACE THOSE COMPONENTS FREE OF CHARGE. (EXCLUDING NORMAL WEAR AND TEAR) OUR GUARANTEE DOES NOT INCLUDE REFUNDS, LABOR OR REPLACEMENT OF FURNITURE. **WE GUARANTEE ALL COMPONENTS WORK.**

SATURN SERIES

FLOATING TOP DESIGN



3MSAT
3 MILLIMETER
FLOATING TOP DESIGN



MODEL	DIMENSIONS (inches) (D x W x H)	3MSAT
#3MSAT-910	30/36x84x29H DOUBLE PED DESK..... DOOR/B/F-DOOR/B/FL SORTER BEHIND DOOR A RAISED BOW TOP WITH 4" LEGS, PROUD DOOR & DRAWER FRONT	\$2760.00
#3MSAT-911	20x72x29H DOUBLE PED CREDENZA..... B/F/DOOR-B/FL/RAISED TOP WITH 4" LEGS PROUD DOOR & DRAWER FRONT	\$2250.00
#3MSAT-227FDNY	15x72x15H WALL MOUNT HUTCH FLIPPER DOOR IN MIDDLE & FROSTED GLASS DOOR (R & L) WITH RAISED TOP	\$1446.00
#3MSAT-900.8	15x37½x80H FLOATING 8-BOX BOOKCASE.....	\$2700.00

OPTION FOR 1 5/8" or 2" TOP, ADD \$21.00 / sq. ft.

PRICE AS SHOWN #910 / 911 / 227FDNY \$6456.00

PRICE with BOOKCASE #910 / 911 / 227FDNY / 900.8..... \$9156.00



#3MSAT-908 - \$1845.00
30/36x72x29H B/F-B/FL
RAISED BOW TOP with 4" LEGS
PROUD DRAWER FRONT



#3MSAT-909 - \$2562.00
30/36x84x29H OPEN/B/F-OPEN/B/FL
RAISED BOW TOP with 4" LEGS
PROUD DRAWER FRONT

All units are available in 30 colors including 2-tone & edge treatment

LIST U.S. DOLLARS 2017

866-338-6637 | TonerQuest.com

**TONER
QUEST**
PRODUCTS FOR YOUR OFFICE

LOCATION PHOTOS OF COMPLETED **TONER QUEST** CUSTOM PROJECTS



Workstation with plexiglass dividers



Workstation with HPL insert on laminate partition with plexiglass on top

SATURN SERIES

FLOATING TOP DESIGN



MODEL	DIMENSIONS (inches) (D x W x H)	3MSAT
#3MSAT-905	30/36x84x29H SINGLE PED DESK DOOR/B/FL.....	\$2037.00
	WITH RAISED TOP & #PL9 LEG with 4-POSITION MODESTY	
#3MSAT-902	24x48x29H RETURN B/F WITH RAISED TOP.....	\$942.00
PRICE AS SHOWN #905 / 902.....		\$2979.00



#3MSAT-906	30/36x84x29H SINGLE PED DESK OPEN/B/FL.....	\$1938.00
	WITH RAISED TOP & #PL9 LEG with 4-POSITION MODESTY	
#3MSAT-903	24x48x29H RETURN SORTER/DOOR WITH RAISED TOP.....	\$837.00
PRICE AS SHOWN #906 / 903.....		\$2775.00



#3MSAT-907	30/36x72x29H SINGLE PED DESK B/FL.....	\$1410.00
	WITH RAISED TOP & #PL9 LEG with 4-POSITION MODESTY	
#3MSAT-902	24x48x29H RETURN B/F WITH RAISED TOP.....	\$942.00
PRICE AS SHOWN #907 / 902.....		\$2352.00



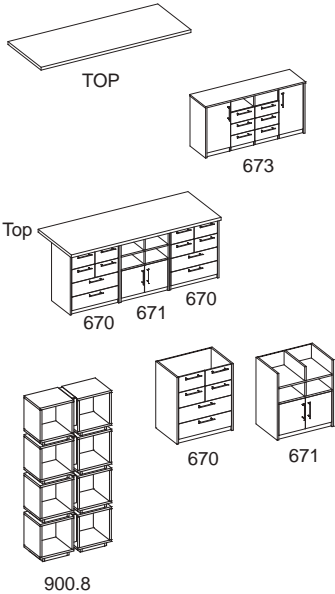
#3MSAT-907	30/36x72x29H SINGLE PED DESK B/FL.....	\$1410.00
	WITH RAISED TOP & #PL9 LEG with 4-POSITION MODESTY	
#3MSAT-904	24x48x29H RETURN OPEN SORTER WITH RAISED TOP.....	\$735.00
PRICE AS SHOWN #907 / 902.....		\$2145.00

All units are available in 30 colors including 2-tone & edge treatment

SHOWROOM / LIBRARY / OFFICE



Color Shown
TOP & BOTTOM: 561 TANNER LANE
FRONT & SPACER: 492 ARTIC



MODEL	DIMENSIONS (inches) (D x W x H)	3MM1
#3MM1-TOP	42x108x1" TOP.....	\$663.00
#3MM1-670	24x36x41H 4-DRAWER TOP /2-DRAWER BOTTOM BASE UNIT.....	\$1809.00
#3MM1-671	24x36x41H 1-DOOR/4-OPEN COMPARTMENT BASE UNIT.....	\$1242.00
#3MM1-673	20x72x36H 2-DOOR/8-DRAWER CREDENZA.....	\$2430.00
#3MM1-674	24x72x36H 2-DOOR/8-DRAWER CREDENZA.....	\$2574.00
#3MSAT-900.8	15x37½x80H FLOATING 8-BOX BOOKCASE.....	\$2760.00
PRICE AS SHOWN		
#670 / 670 / 671 / TOP / 673 / 900.8 / 900.8.....		\$13,473.00

TOP / 670 / 671 / 670 = \$5,523.00



ALL DRAWERS IN THIS SERIES ARE MADE IN ½" WHITE LAMINATE INCLUDING THE BOTTOM (SOLID BOTTOM) SO THAT THEY CAN WITHHOLD HEAVY WEIGHT.

MODERN OFFICE

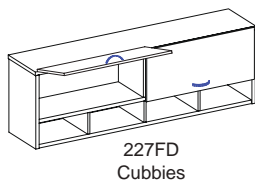

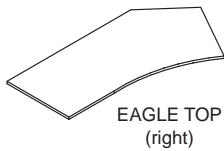
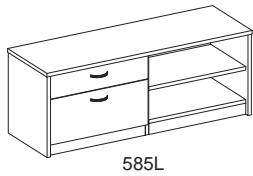


3MM3
3 MILLIMETER
1 5/8" EDGE

3MM1
3 MILLIMETER
1" EDGE

Color Shown

TOP & FRONT: 411 WHITE
BOTTOM: L557 ROCKY MOUNTAIN



MODEL	DIMENSIONS (inches) (D x W x H)	STE1	3MM2 3MM1
#585 (R or L)	20x72x23H LOW CREDENZA / B/LAT / OPEN SHELF.....	\$897.00.....	\$999.00
#TOP	30/42x78x1" EAGLE TOP.....	\$531.00.....	\$597.00
#TP	30/10x5"H "T" - SUPPORT.....	\$150.00.....	\$195.00
#PL8	2 1/2" SQUARE LEG 30"W.....	\$450.00.....	\$450.00
#227FD/	15x72x21 1/2H WALL MOUNT/CUBBIES / FLIPPER DOOR.....	\$1938.00.....	\$1956.00
PRICE AS SHOWN			
#585 / TOP / TL / PL8 / 227FD/CUBBIES		\$3966.00.....	\$4197.00

FOR 3MM3 TOP 1 5/8" THICK AS SHOWN ADD.....\$ 477.00

All units are available in 30 colors including 2-tone & edge treatment

LIST U.S. DOLLARS 2016

866-338-6637 | TonerQuest.com

**TONER
QUEST**
PRODUCTS FOR YOUR OFFICE

TRENDY OFFICE

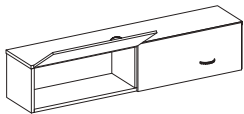


Color Shown

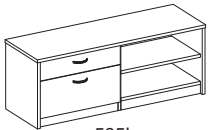
TOP: 411 WHITE
BOTTOM: L499 GRENADA



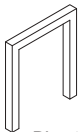
5868



227 #FD



585L



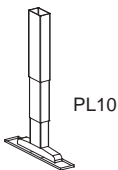
PL7-24

MODEL	DIMENSIONS (inches) (D x W x H)	STE1	3MM2 3MM1
#5868	20x25x72H (1" MATERIAL) WARDROBE / STORAGE F/FL.....	\$1416.00.....	\$1551.00
#227ND	15x72x15H OPEN WALL MOUNT.....	\$438.00.....	\$456.00
#FD	FLIPPER DOOR (2-pces x \$510.00/each).....	\$1020.00.....	\$1020.00
#585	20x72x23H LOW CREDENZA B/L – OPEN SHELF	\$897.00.....	\$999.00
#TOP	24x72x1" TOP.....	\$216.00.....	\$252.00
#TOP	24x5x1" SUPPORT.....	\$0.00.....	\$0.00
#PL7-24	2½" SQUARE 24"D "U"-SHAPE LEG.....	\$450.00.....	\$450.00

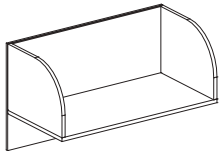
PRICE AS SHOWN
#585 / 227ND / FD / 5868 / TOP / TOP / PL7-24 **\$4437.00..... \$4728.00**

WALL MOUNTS MUST BE INSTALLED BY A QUALIFIED INSTALLER

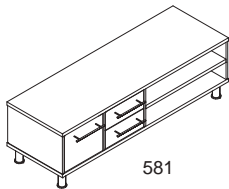
ADJUSTABLE HEIGHT CAROL WORKSTATION



PL10



677



581



PB3

MODEL

DIMENSIONS (inches) (D x W x H)

3MM1

#3MM1-677

24x48x20H CAROL TABLE.....\$762.00

#OPTION-PL10

MOTORIZED HEIGHT ADJUSTABLE LEG from 26¼ to 46½ high... \$1299.00
1 MOTOR, including SENSOR FOR AUTOMATIC STOP

#NY3M-581

20x60x29H F/B/B/OPEN LOW CREDENZA..... \$1050.00

#OPTION-PB3

4 1/8" DIAMETER POWER BAR – 3-outlet/2 USB.....\$300.00

PRICE AS SHOWN (1-PERSON)

#677 / PL10 / 581 / PB3 \$3411.00

PRICE AS SHOWN (6-PERSON)

#677 / PL10 / 581 / PB3 \$20466.00
(6-pces) (6-pces) (6-pces) (6-pces)

SEE PAGE 33 & 76 FOR MORE PEDESTAL AND LEG OPTIONS

All units are available in 30 colors including 2-tone & edge treatment

LIST U.S. DOLLARS 2017

866-338-6637 | TonerQuest.com

**TONER
QUEST**
PRODUCTS FOR YOUR OFFICE

6-PERSON WORKSTATION



Color Shown

TOP & BOTTOM: 499 GRENADA
FRONT: 570 HAZE



6-PERSON STATION - \$14760.00

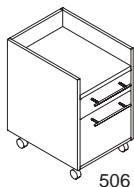
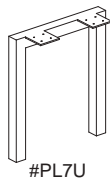
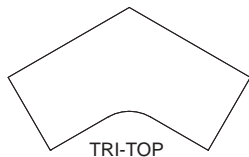
*OPTION OF HALF MOON LEFT or RIGHT MAY BE ADDED TO EACH CORNER 48x24, ADD \$288.00/ea.
PL7-U LEG, ADD \$450.00/ea.*

3-PERSON WORKSTATION

ONLY 93" X 93" (UNDER 8') IS NEEDED FOR 3 PERSON OFFICE

Color Shown

TOP & BOTTOM: 499 GRENADA
FRONT: 570 HAZE



MODEL	DIMENSIONS (inches) (D x W x H)	3MM1
#3MM1-TOP	TRIANGULAR TOP.....	\$594.00
#OPTION-PL7U	2½" "U"-LEG (24"wide).....	\$450.00
#OPTION-PL7U	2½" "U"-LEG (24"wide).....	\$450.00
#3MM1-506	20x15½x27H B/F OPEN TRAY MOBILE.....	\$513.00
#OPTION-PG	48x12/16 BOW PLEXI-GLASS.....	\$405.00
#OPTION-GS	GLASS SUPPORTS (24x2).....	\$48.00
PRICE AS SHOWN (1-PERSON)		
#TOP / PL7U / 506 / PG / GS		\$2460.00
(2-pces) (2-pces)		
PRICE AS SHOWN (3-PERSON)		
#TOP / PL7U / 506 / PG / GS		\$7380.00
(3-pces) (6-pces) (3-pces) (6-pces) (3-pces)		

ADD PL7 LEG 120.00 IF USED BY 1 PERSON ALONE

All units are available in 30 colors including 2-tone & edge treatment

LIST U.S. DOLLARS 2017

866-338-6637 | TonerQuest.com

**TONER
QUEST**
PRODUCTS FOR YOUR OFFICE

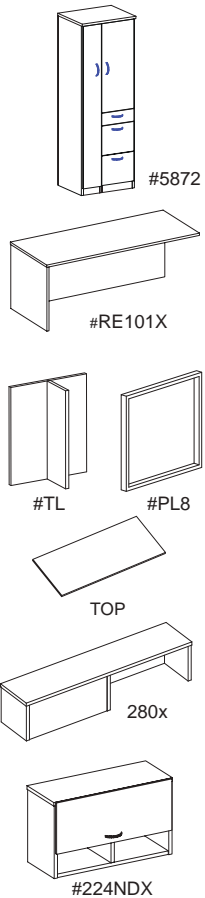
MODERN OFFICE

FOR 1 OR 2 PERSONS

3MM1
3 MILLIMETER
1" EDGE



Color Shown
TOP & FRONT: L492 ARCTIC
BOTTOM: 473 WARM CHERRY



MODEL	DIMENSIONS (inches) (D x W x H)	STE1	3MM2 3MM1	3MM5 3MM4 3MM3
#5872	20x25x72H 1" MATERIAL.....	\$1506.00.....	\$1641.00.....	\$1710.00
	WARDROBE / STORAGE / B/F/FL			
#RE101X	20x36x29H SHELL RETURN.....	\$357.00.....	\$414.00.....	\$534.00
#TOP	30x60x1" TOP.....	\$225.00.....	\$261.00.....	\$522.00
#T L	30/10x28"H "T-LEG".....	\$150.00.....	\$195.00.....	\$195.00
#PL8	2½" SQUARE LEG 30"W.....	\$450.00.....	\$450.00.....	\$450.00
#280X	12x60x12H RISER HUTCH.....	\$288.00.....	\$342.00.....	\$459.00
	½ FOR LEFT, ½ FOR RIGHT			
#224NDX	15x36x21½H WALL MOUNT/CUBBIES....	\$666.00.....	\$699.00.....	\$777.00
#FD	FLIPPER DOORS.....	\$510.00.....	\$510.00.....	\$510.00

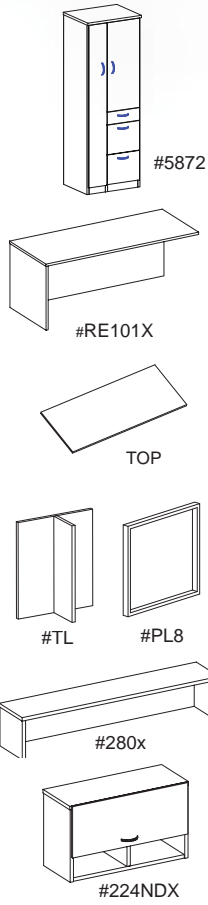
PRICE AS SHOWN FOR 2 PERSONS
#5872 / RE101X / TOP / TL / PL8 / 280X / 224NDX / FD..... \$8016.00..... \$8682.00..... \$9855.00
 (2 PCES) (2 PCES) (2 PCES) (2 PCES) (2 PCES) (2 PCES) (2 PCES) (2 PCES)

MODERN OFFICE

FOR 1 OR 2 PERSONS



Color Shown
TOP & FRONT: L492 ARCTIC
BOTTOM: 473 WARM CHERRY



MODEL	DIMENSIONS (inches) (D x W x H)	STE1	3MM2 3MM1	3MM5 3MM4 3MM3
#5872	20x25x72H 1" MATERIAL..... WARDROBE / STORAGE / B/F/FL	\$1506.00.....	\$1641.00.....	\$1710.00
#RE101X	20x36x29H SHELL RETURN.....	\$357.00.....	\$414.00.....	\$534.00
#TOP	30x60x1" TOP.....	\$225.00.....	\$261.00.....	\$522.00
#T L	30/10x28H "T" -LEG.....	\$150.00.....	\$195.00.....	\$195.00
#PL8	2½" SQUARE LEG 30"W.....	\$450.00.....	\$450.00.....	\$450.00
#280	12x60x12H RISER HUTCH.....	\$288.00.....	\$342.00.....	\$459.00
#224NDX	15x36x21½H WALL MOUNT/CUBBIES....	\$666.00.....	\$699.00.....	\$777.00
#FD	FLIPPER DOORS.....	\$510.00.....	\$510.00.....	\$510.00

PRICE AS SHOWN FOR 2 PERSONS
#5872 / RE101X / TOP / TL / PL8 / 280 / 224NDX / FD..... \$8304.00..... \$9024.00..... \$10314.00
(2 PCES) (2 PCES) (2 PCES) (2 PCES) (2 PCES) (2 PCES) (2 PCES) (2 PCES)

All units are available in 30 colors including 2-tone & edge treatment

LIST U.S. DOLLARS 2017

866-338-6637 | TonerQuest.com

**TONER
QUEST**
 PRODUCTS FOR YOUR OFFICE

NEW YORKER'S SERIES

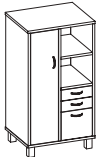
2-PERSON OFFICE

NY3M
3 MILLIMETER
ALUMINUM LOOK



Color Shown

TOP & FRONT: L492 ARCTIC
BOTTOM: L557 ROCKY MOUNTAIN



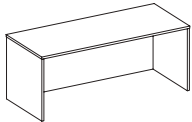
516

MODEL

DIMENSIONS (inches)
(D x W x H)

NY3M

#NY3M-516 24x30x56H WARDROBE / OPEN SHELF / B/B/F.....\$1584.00



SH103.48

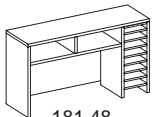
#3MM1-SH103.48 24x48x29H SHELL DESK.....\$417.00

#NY3M-3250 48x48x29H B/B/LAT / OPEN BOOKCASE RETURN.....\$1809.00



3250

#3MM1-181.48 15x48x27H CUBBY SORTER HUTCH\$678.00



181.48

PRICE AS SHOWN

516 / SH103.48 / 3250 / 181.48.....\$7167.00
(2-PCES) (2-PCES) (2-PCES)

HPL HPL (High Pressure Laminate) – Available for any work surface (top). Ask for a quotation and availability of color and design. A 3MM edge will be applied to the HPL tops, a higher quality due to the elasticity of the 3MM edge (no cracking most common with HPL edge).

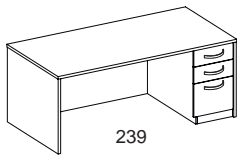
NEW YORKER'S SERIES

1 OR 2-PERSON OFFICE

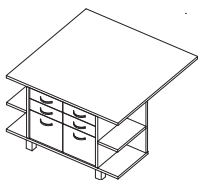


Color Shown
TOP & FRONT: L492 ARCTIC
BOTTOM: L557 ROCKY MOUNTAIN

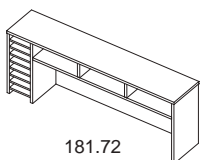
MODEL	DIMENSIONS (inches) (D x W x H)	STE1	3MM2 3MM1	3MM5 3MM4 3MM3
-------	------------------------------------	------	--------------	----------------------



#239 (L or R)	30x72x29H SINGLE PED DESK B/B/FL.....	\$888.00.....	\$1161.00.....	\$1401.00
---------------	---------------------------------------	---------------	----------------	-----------



#NY3M-3251	48x48x29H B/B/F-B/B/F/OPEN BOOKCASE.	\$1605.00.....	\$1809.00.....	\$2145.00
------------	--------------------------------------	----------------	----------------	-----------



#3MM1-181.72	15x72x27H CUBBY SORTER HUTCH.....	\$729.00.....	\$813.00.....	\$972.00
--------------	-----------------------------------	---------------	---------------	----------

PRICE AS SHOWN (2-PERSON)

#239 (L & R) / #3251 / #181.72..... (2 PCES)	#181.72.....	\$4839.00.....	\$5757.00.....	\$6891.00
---	--------------	----------------	----------------	-----------

All units are available in 30 colors including 2-tone & edge treatment

LIST U.S. DOLLARS 2017

866-338-6637 | TonerQuest.com

**TONER
QUEST**
 PRODUCTS FOR YOUR OFFICE

MODERN OFFICE

4-PERSON OFFICE

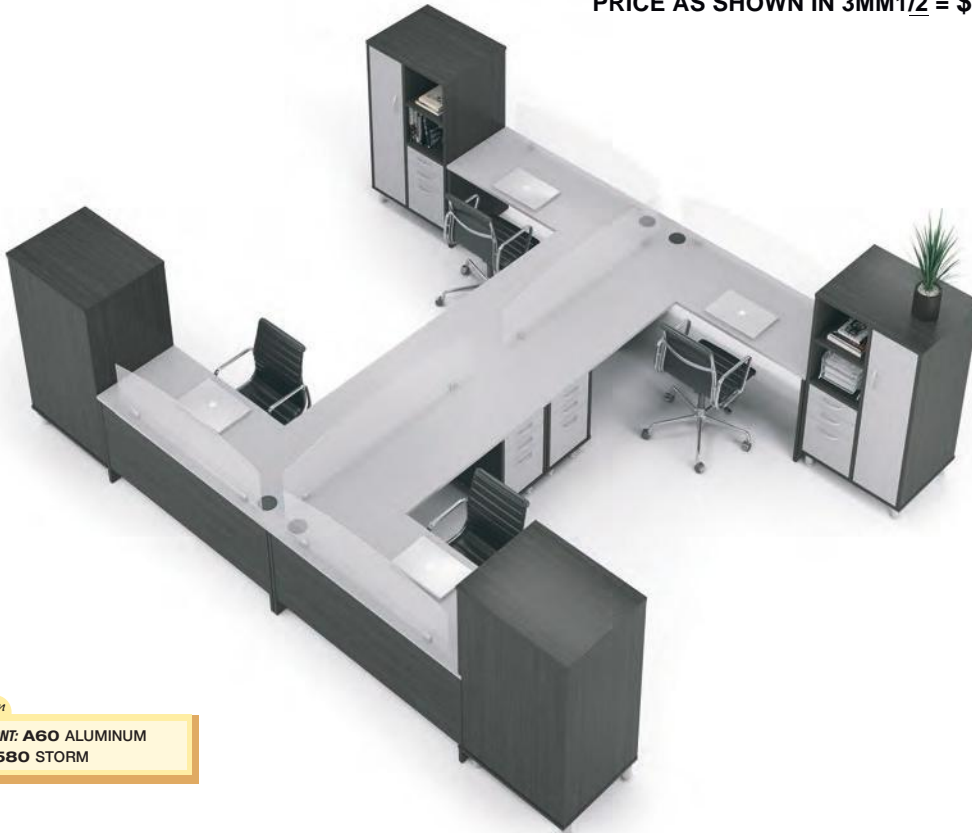


Color Shown

TOP & FRONT: 492 ARCTIC
BOTTOM: 473 WARM CHERRY

3MM1-SH106	3MM1-5003/4	NY3M-517	580	C2	PG	CNC BOW	GS
\$564 (4 PCES)	\$345 (4 PCES)	\$1485 (4 PCES)	\$513 (4 PCES)	\$240 (4 PCES)	\$288 (6 PCES)	\$120 (6 PCES)	\$24 (12 PCES)

PRICE AS SHOWN IN 3MM1/2 = \$15,324



Color Shown

TOP & FRONT: A60 ALUMINUM
BOTTOM: 580 STORM

3MM1-517	3MM1-239	3MM1-5003/4	PG	GS
\$1485 (4 PCES)	\$1161 (4 PCES)	\$345 (4 PCES)	\$288 (6 PCES)	\$24 (12 PCES)

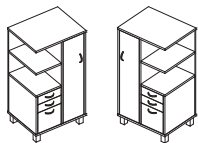
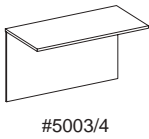
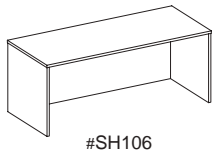
PRICE AS SHOWN IN 3MM1/2 = \$13,980

MODERN OFFICE

2-PERSON OFFICE



Color Shown
TOP & FRONT: 492 ARCTIC
BOTTOM: 292 WENGE



MODEL	DIMENSIONS (inches) (D x W x H)	STE1	3MM2 3MM1	3MM5 3MM4 3MM3
#SH106	30x60x29H SHELL.....	\$480.00.....	\$564.00.....	\$783.00
#5003/4	20x48 BRIDGE / HALF MODESTY....	\$279.00.....	\$345.00.....	\$453.00
#NY3M-517	20x30x56H B/B/F / WARDROBE / ... OPEN BOOKCASE	\$1302.00.....	\$1485.00.....	\$1575.00
PRICE AS SHOWN FOR 2 PERSONS				
#SH106 / 5003/4 / 517.....		\$4122.00.....	\$4788.00.....	\$5622.00
(2 PCES) (2 PCES) (2 PCES)				
OPT #580	20x15½x20H F4S B/FL MOBILE PED...	\$438.00.....	\$513.00.....	\$564.00
OPT #C2	CUSHION 20x15½	\$240.00.....	\$240.00.....	\$240.00
OPT #PG	FROSTED PLEXI GLASS 12/16x48 BOW ...	\$288.00.....	\$288.00.....	\$288.00
OPTION	CNC for BOW.....	\$120.00.....	\$120.00.....	\$120.00
#GS	GLASS SUPPORTS (\$24x2)	\$48.00.....	\$48.00.....	\$48.00

PRICE AS SHOWN FOR 2 PERSONS
#SH106 / 5003/4 / 517 / 580 / C2 / PG/CNC / GS.... \$7302.00..... \$8118.00..... \$9054.00
 (2 PCES) (2 PCES) (2 PCES) (2 PCES) (2 PCES) (4 PCES) (4 PCES)

All units are available in 30 colors including 2-tone & edge treatment

LIST U.S. DOLLARS 2017

866-338-6637 | TonerQuest.com

**TONER
QUEST**
 PRODUCTS FOR YOUR OFFICE

4 PERSON WORKSTATION




RISER HUTCH IS PERPENDICULAR TO VERTICAL FILE



RISER HUTCH IS OPPOSITE / PARALLEL TO VERTICAL FILE

Color Shown
TOP: 140 HARD ROCK MAPLE
BOTTOM: 292 WENGE



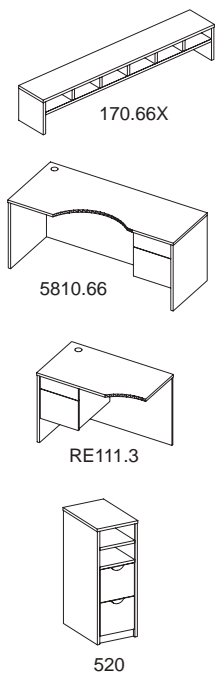
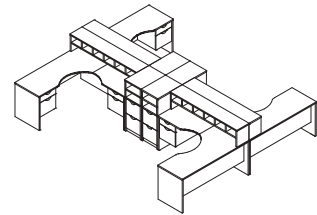
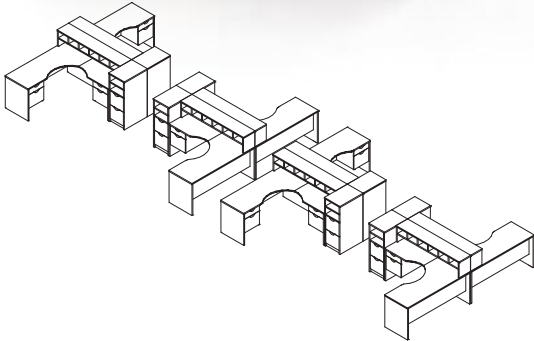
RISER HUTCH IS PERPENDICULAR TO VERTICAL FILE

EACH 2-PERSON STATION IS SPACED APART

4 PERSON WORKSTATION



Color Shown
TOP: 140 HARD ROCK MAPLE
BOTTOM: 292 WENGE



MODEL	DIMENSIONS (inches) (D x W x H)	STE1	3MST2 3MST1	3MM2 3MM1	3MM5 3MM4 3MM3
#5810.66	24x30x66x24x29H EXTENDED CORNER CURVE B/FL	\$921.00.....	\$1053.00.....	\$1146.00.....	\$1479.00
#RE111.3	24x36x29H B/FL RETURN CURVE.....	\$687.00.....	\$768.00.....	\$870.00.....	\$1017.00
#170.66 (2 pces)	12x66x14½H RISER HUTCH..... with LOOSE CUBBIES & NO BOW	\$548.00.....	N/A.....	\$612.00.....	\$762.00
#520 (2 pces)	24x16 3/8x43½ 2-DRAWER/OPEN/lock..	\$834.00.....	N/A.....	\$927.00.....	\$1041.00
1-PERSON STATION.....		\$2990.00.....	\$3360.00.....	\$3555.00.....	\$4299.00
5810.66 / RE111.3 / 170.72 / 170.72 / 520 / 520					
2-PERSON STATION.....		\$5980.00.....	\$6720.00.....	\$7110.00.....	\$8598.00
4-PERSON STATION.....		\$11960.00.....	\$13440.00.....	\$14220.00.....	\$17196.00

SUBSTITUTE B/F PED to B/B/F for F/F or MOBILE PEDS

4 PERSON BENCHING STATION

1 COMMON TOP 60" X 108"

3MM3

3 MILLIMETER
1 5/8" EDGE



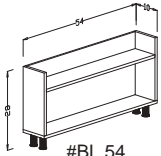
Color Shown

TOP: 492 ARTIC

BOTTOM: 557 ROCKY MOUNTAIN



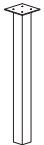
TOP



#BL.54



#PB1 Power Bar/ USB



#PL7



#PG+GS

MODEL	DIMENSIONS (inches) (D x W x H)	3MM2 3MM1	3MM3 3MM5
#TOP	60x108x1 5/8"H TOP.....	\$945.00.....	\$1890.00
#NYBL54.5	BOOKCASE LEG on NY LEG 54".....	\$891.00.....	\$891.00
#PL7	2 1/2" CHROME SQUARE LEG.....	\$120.00.....	\$120.00
OPTION	CNC CUT-OUT FOR POWER BOX / BAR.....	\$120.00.....	\$120.00
#PB1	RECTANGULAR POWER BAR..... 2-outlet / 2-USB / 1 phone jack	\$360.00.....	\$360.00
#PG	48x12 PLEXI-GLASS	\$216.00.....	\$216.00
#PG	24x12 PLEXI-GLASS	\$108.00.....	\$108.00
#GS	GLASS SUPPORTS (2x\$24 per plexi glass).....	\$48.00.....	\$48.00

PRICE AS SHOWN

#TOP / BL.54 / PL7 / PB1 / CNC / PG / PG / GS.....**\$4647.00..... \$5592.00**
(2 PCES) (2 PCES) (2 PCES) (2 PCES) (2 PCES) (8 PCES)

HPL HPL (High Pressure Laminate) – Available for any work surface (top). Ask for a quotation and availability of color and design. A 3MM edge will be applied to the HPL tops, a higher quality due to the elasticity of the 3MM edge (no cracking most common with HPL edge).

SEE PAGE 33 & 76 FOR MORE PEDESTAL AND LEG OPTIONS

All units are available in 30 colors including 2-tone & edge treatment

866-338-6637 | TonerQuest.com

LIST U.S. DOLLARS 2017

4 PERSON BENCHING STATION

1 COMMON TOP 60" X 108"

3MM1
3 MILLIMETER
1" EDGE



Color Shown


TOP & FRONT: W163 GREY LIKATRE
BOTTOM: L499 GRENADA

3MM1
3 MILLIMETER
1" EDGE



Color Shown

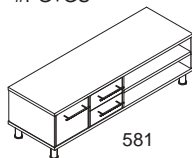
TOP & FRONT: W163 GREY LIKATRE
BOTTOM: 292 WENGE



705.5X9
2 1/2" square legs
2 1/2" 24" U square leg



#PG+GS



581



580

MODEL	DIMENSIONS (inches) (D x W x H)	3MM2 3MM1	3MM5 3MM4 3MM3
#705.5X9	60x108x1" or 1 5/8" or 2" TOP.....	\$945.00.....	\$1890.00
OPTION #PL7	2 1/2" SQUARE LEG (2 pces / \$120.00 each).....	\$240.00.....	\$240.00
OPTION #PL7	2 1/2" 24" "U" SQUARE LEG (4 pces / \$450.00 each).....	\$1800.00.....	\$1800.00
OPTION #PG	FROSTED PLEXI-GLASS 12x48 (3 pces / \$216.00 each).....	\$648.00.....	\$648.00
OPTION #GS	GLASS SUPPORT (2 pces of plexi-glass/ \$24.00 ea x 4)	\$96.00.....	\$96.00
PRICE AS SHOWN #705.5X9 / PL7 / PL7 / PG / GS.....		\$3729.00.....	\$4674.00
	(2-pces) (4-pces) (3-pces) (4-pces)		
OPTION#NY581	20x60x20H F4S F/B/B OPEN PED on 4" legs.....	\$1050.00.....	\$1225.00
OPTION #C1	CUSHION 20x31 (GREEN / BLUE / BROWN).....	\$300.00.....	\$300.00
PRICE AS SHOWN #705.5X9 / PL7 / PL7 / PG / GS / 581 / C1.....		\$9129.00.....	\$10,074.00
	(2-pces) (4-pces) (3-pces) (4-pces) (4-pces) (4-pces)		
OR			
OPTION#580	20x15 1/2x20H F4S B/FL MOBILE PED on wheels with 10" handles....	\$513.00.....	\$564.00
OPTION #C2	CUSHION 20x15 1/2 (GREEN / BLUE / BROWN).....	\$240.00.....	\$240.00
PRICE AS SHOWN #705.5X9 / PL7 / PL7 / PG / GS / 580 / C2.....		\$6741.00.....	\$7686.00
	(2-pces) (4-pces) (3-pces) (4-pces) (4-pces) (4-pces)		

HPL HPL (High Pressure Laminate) – Available for any work surface (top). Ask for a quotation and availability of color and design. A 3MM edge will be applied to the HPL tops, a higher quality due to the elasticity of the 3MM edge (no cracking most common with HPL edge).

- OPTION 34 #PB1 **POWER BAR** 2 outlets / 2 USBs / 1 phone jack, 10'ft. cord, surge protector = \$360.00
- OPTION 54 #WH **2 3/4" WIRE HOLDER** = \$9.00 / linear ft.

SEE PAGE 33 & 76 FOR MORE PEDESTAL AND LEG OPTIONS

All units are available in 30 colors including 2-tone & edge treatment

LIST U.S. DOLLARS 2017

866-338-6637 | TonerQuest.com

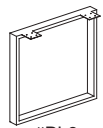
**TONER
QUEST**
PRODUCTS FOR YOUR OFFICE

4 PERSON BENCHING STATION

1 COMMON TOP 60" X 108"



Color Shown
TOP & FRONT: 570 HAZE
BOTTOM: 292 WENGE



#PL8



#PL7



#570



#PG +GS



#PG +GS



#PB3

MODEL	DIMENSIONS (inches) (D x W x H)	STE1	3MM2 3MM1	3MM5 3MM4 3MM3
#TOP	60x108 TOP.....	N/A.....	\$945.00.....	\$1890.00
#PL8	2½" CHROME SQUARE "O" LEG.....	\$450.00.....	\$450.00.....	\$450.00
#PL7	2½" CHROME SQUARE LEG.....	\$120.00.....	\$120.00.....	\$120.00
#570	20x15½x27½H F4S B/B/FL MOBILE PED.....	\$438.00.....	\$513.00.....	\$564.00
#PG	48x12/16 BOW PLEXI-GLASS	\$288.00.....	\$288.00.....	\$288.00
OPTION	CNC for BOW.....	\$120.00.....	\$120.00.....	\$120.00
#PG	24x12/16 BOW PLEXI-GLASS	\$144.00.....	\$144.00.....	\$144.00
OPTION	CNC for BOW.....	\$120.00.....	\$120.00.....	\$120.00
#GS	GLASS SUPPORTS (\$24x8)	\$48.00.....	\$48.00.....	\$48.00
#PB3	ROUND POWER BAR 4⅞	\$300.00.....	\$300.00.....	\$300.00
CNC	FOR POWER BAR	\$120.00.....	\$120.00.....	\$120.00

PRICE AS SHOWN

#TOP/PL8 / PL7 / 570 / PG / PG / CNC / GS / PB3.....\$6993.00..... \$7293.00..... \$8442.00
(4-PC) (2-PC) (4-PC) (2-PC) (2-PC) (5-PC) (8-PC) (2-PC)

SEE PAGE 33 & 76 FOR MORE PEDESTAL AND LEG OPTIONS

All units are available in 30 colors including 2-tone & edge treatment

866-338-6637 | TonerQuest.com

LIST U.S. DOLLARS 2017

4 PERSON BENCHING STATION

1 COMMON TOP 60" X 108"



Color Shown

TOP & FRONT: 492 ARTIC
BOTTOM: 292 WENGE

TOP	NYBL54.6	PL7	580	C2	PB3	CNC	PG	PG	CNC	GS
\$954 (1 PC)	\$1677 (2 PCES)	\$120 (2 PCES)	\$513 (4 PCES)	\$240 (4 PCES)	\$300 (2 PCES)	\$120 (1 PC)	\$288 (2 PCES)	\$144 (2 PCES)	\$120 (4 PCES)	\$24 (8 PCES)

PRICE AS SHOWN IN 3MM1/2 = \$9,807

FOR 1 5/8" TOP, ADD \$954

SATURN 4 PERSON BENCHING STATION

1 COMMON TOP 60" X 108"



Color Shown

FRONT & SPACER: 411 WHITE
BOTTOM: 561 TANNER LANE

TOP	507	PL9	225NDS	PG	GS	CNC	PB3	CNC
\$954 (1 PC)	\$390 (4 PCES)	\$330 (4 PCES)	\$531 (2 PCES)	\$216 (2 PCES)	\$24 (4 PCES)	\$120 (1 PC)	\$300 (2 PCES)	\$120 (1 PC)

PRICE AS SHOWN IN 3MM1/2 = \$6,264

FOR 1 5/8" TOP, ADD \$954

SEE PAGE 33 & 76 FOR MORE PEDESTAL AND LEG OPTIONS

All units are available in 30 colors including 2-tone & edge treatment

LIST U.S. DOLLARS 2017

866-338-6637 | TonerQuest.com

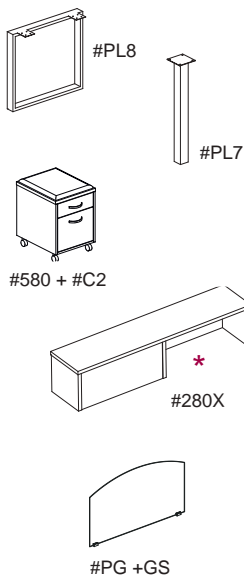
**TONER
QUEST**
PRODUCTS FOR YOUR OFFICE

4 PERSON BENCHING STATION

1 COMMON TOP 60" X 108"
WITH RISER HUTCH OPTION PARTITION



Color Shown
TOP & FRONT: 767 TAUPE
HUTCH & BOTTOM: 499 GRENADA



MODEL	DIMENSIONS (inches) (D x W x H)	STE1	3MM2 3MM1	3MM5 3MM3
#TOP	60x108 TOP.....	N/A.....	\$945.00.....	\$1890.00
#PL8	2½" CHROME SQUARE "O" LEG.....	\$450.00.....	\$450.00.....	\$450.00
#PL7	2½" CHROME SQUARE LEG.....	\$120.00.....	\$120.00.....	\$120.00
#580	20x15½x20H F4S B/FL MOBILE PED....	\$438.00.....	\$513.00.....	\$564.00
#C2	20x15½ CUSHION.....	\$240.00.....	\$240.00.....	\$240.00
#280X *	12x54x12H RISER HUTCH..... ½ FOR LEFT / ½ FOR RIGHT	\$288.00.....	\$342.00.....	\$459.00
#PG	24x12/16 BOW PLEXI-GLASS.....	\$144.00.....	\$144.00.....	\$144.00
OPTION	CNC for BOW.....	\$120.00.....	\$120.00.....	\$120.00
#GS	GLASS SUPPORTS (\$24x2)	\$48.00.....	\$48.00.....	\$48.00

*** A tackboard can be added on closed side**

PRICE AS SHOWN

#TOP / PL8 / PL7 / 580 / C2 / 280 / PG/CNC / GS ... \$6897.00..... \$7305.00..... \$8688.00
(1-PCE) (4-PCE) (2-PCE) (4-PCE) (4-PCE) (2-PCE) (2-PCE) (4-PCE)

SEE PAGE 33 & 76 FOR MORE PEDESTAL AND LEG OPTIONS

All units are available in 30 colors including 2-tone & edge treatment

866-338-6637 | TonerQuest.com

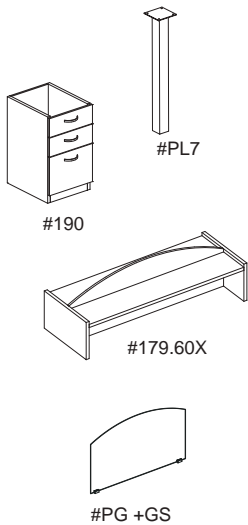
LIST U.S. DOLLARS 2017

4 PERSON BENCHING STATION

1 COMMON TOP 60" X 108"
WITH RISER HUTCH PARTITION



Color Shown
TOP & FRONT: 492 ARTIC
BOTTOM: 473 WARM CHERRY



MODEL	DIMENSIONS (inches) (D x W x H)	STE1	3MM1
#TOP	60x108 TOP.....	N/A.....	\$945.00
#PL7	2½" CHROME SQUARE LEG.....	\$120.00.....	\$120.00
#190	19x16 3/8x28H B/B/F PEDESTAL.....	\$360.00.....	\$495.00
#179.60X	20x54x12/16H 2-SIDED RISER HUTCH..... with bow modesty	\$780.00.....	\$840.00
#PG	24x12/16 BOW PLEXI-GLASS.....	\$144.00.....	\$144.00
OPTION	CNC for BOW.....	\$120.00.....	\$120.00
#GS	GLASS SUPPORTS (\$24x2).....	\$48.00.....	\$48.00

PRICE AS SHOWN
#TOP / PL7 / 190 / 179.60X / PG/CNC / GS \$5058.00..... \$5718.00
(4-PCES) (4-PCES) (2 PCES) (2 PCES) (4 PCES)

SEE PAGE 33 & 76 FOR MORE PEDESTAL AND LEG OPTIONS

All units are available in 30 colors including 2-tone & edge treatment

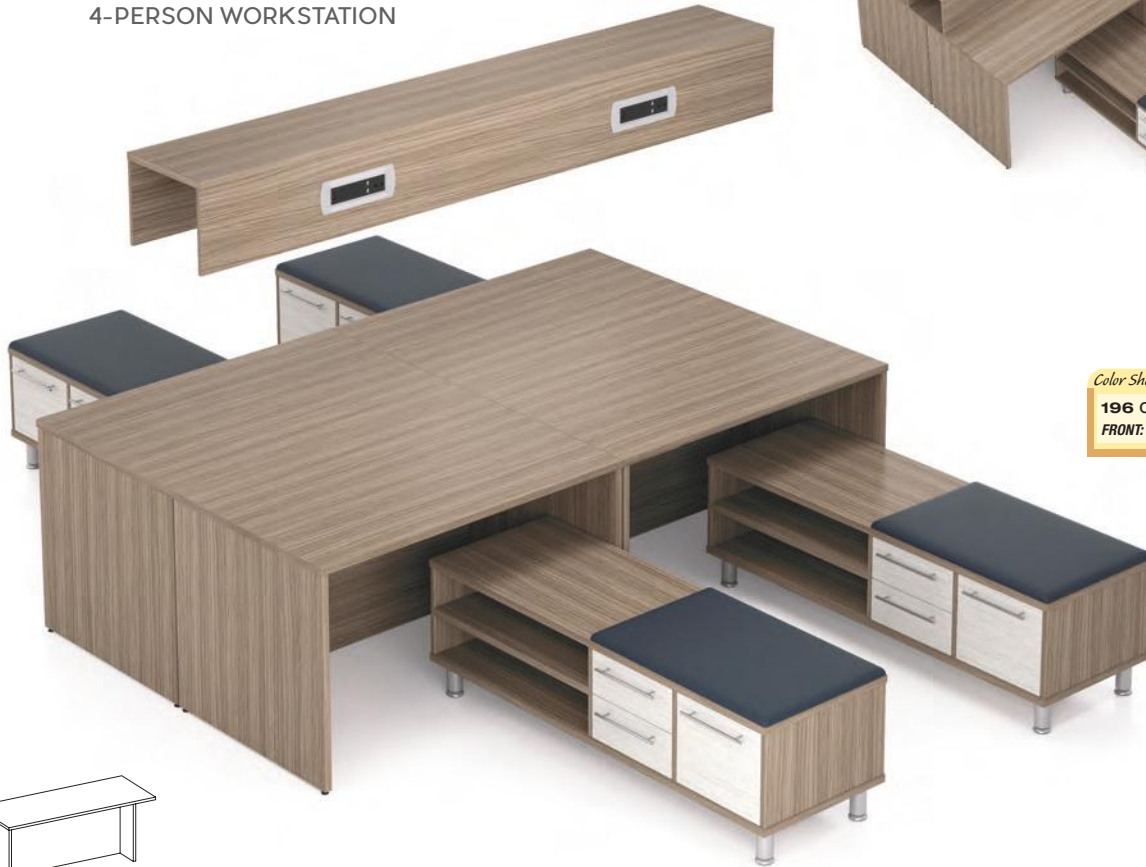
LIST U.S. DOLLARS 2017

866-338-6637 | TonerQuest.com

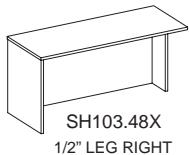
**TONER
QUEST**
PRODUCTS FOR YOUR OFFICE

HOOD FOR WIRE MANAGEMENT TO CONCEAL WIRES

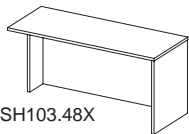
4-PERSON WORKSTATION



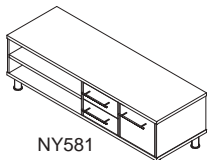
Color Shown
196 COCOA LIKATRE
FRONT: 492 ARTIC



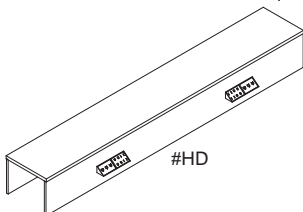
SH103.48X
1/2" LEG RIGHT



SH103.48X
1/2" LEG LEFT



NY581



#HD

MODEL	DIMENSIONS (inches) (D x W x H)	STE1	3MM2 3MM1
* #SH103X	24x48x29H SHELL DESK, 1/2" LEG LEFT or RIGHT.....	\$390.00.....	\$417.00
#NY581	20x60x29H" F/B/B/OPEN LOW CREDENZA	\$960.00.....	\$1050.00
#C1	20x31 CUSHION.....	\$300.00.....	\$300.00
#HD	10x96x10H HOOD TO CONCEAL WIRES.....	\$525.00.....	\$570.00
#PB1	POWER BAR / 2 outlets / 2 USB / 2 phone jack.....	\$360.00.....	\$360.00

PRICE AS SHOWN

#SH103X / NY581 / C1 / HD / PB1 \$8565.00..... \$9078.00
(4 PCES) (4 PCES) (4 PCES) (1 PCE) (4 PCES)

* **When shell desk is 60" wide then full leg is used on both sides as shown**

SEE PAGE 33 & 76 FOR MORE PEDESTAL AND LEG OPTIONS

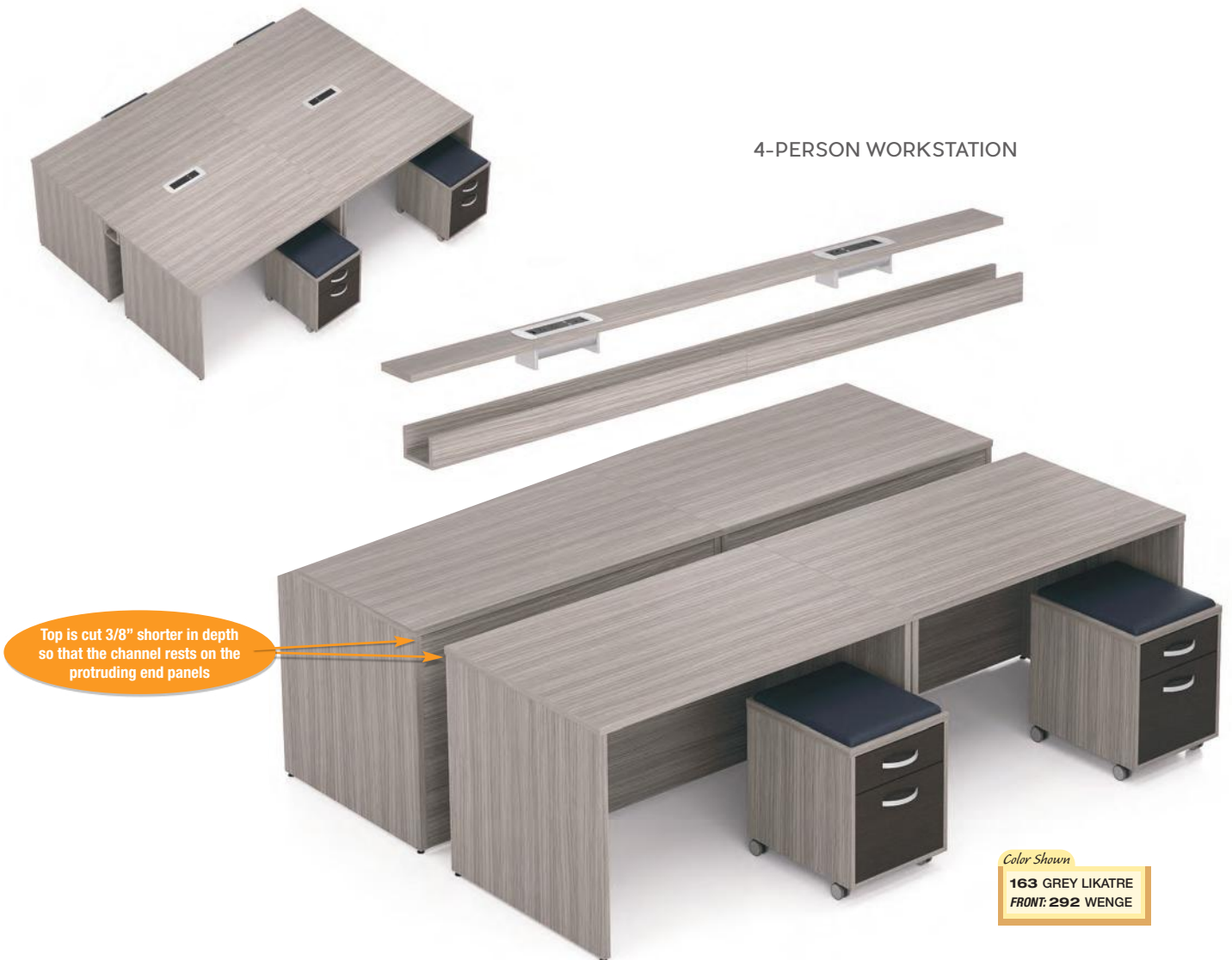
All units are available in 30 colors including 2-tone & edge treatment

866-338-6637 | TonerQuest.com

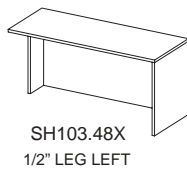
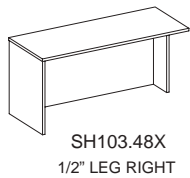
LIST U.S. DOLLARS 2017

CHANNEL FOR WIRE MANAGEMENT TO CONCEAL WIRES

4-PERSON WORKSTATION

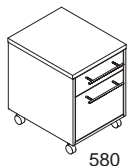


Color Shown
163 GREY LIKATRE
FRONT: 292 WENGE

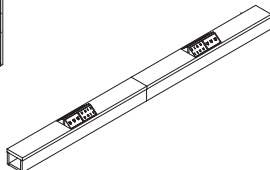


SH103.48X
1/2" LEG RIGHT

SH103.48X
1/2" LEG LEFT



580



#CH (Power Bar Optional)

MODEL	DIMENSIONS (inches) (D x W x H)	STE1	3MM2 3MM1
* #SH103.48X	24x48x29H SHELL DESK, 1/2" LEG LEFT or RIGHT	\$390.00	\$417.00
#580	20x15 1/2 x 20H F4S B/FL MOBILE PED.	\$438.00	\$513.00
#C2	20x15 1/2 CUSHION	\$240.00	\$240.00
#CH	6x96x6H CHANNEL & LID TO CONCEAL WIRES (2-pces)	\$525.00	\$570.00
#PB1	POWER BAR / 2 outlets / 2 USB / 2 phone jack	\$360.00	\$360.00
PRICE AS SHOWN			
#SH103X / 580 / C2 / CH / PB1	(4 PCES) (4 PCES) (4 PCES) (1 PCE) (2 PCES)	\$5517.00	\$5970.00

* When shell desk is 60" wide then full leg is used on both sides as shown

SEE PAGE 33 & 76 FOR MORE PEDESTAL AND LEG OPTIONS

All units are available in 30 colors including 2-tone & edge treatment

LIST U.S. DOLLARS 2017

866-338-6637 | TonerQuest.com

8 PERSON WORKSTATION

2 SETS OF 60 x 96" TOP



Color Shown

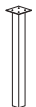
TOP & FRONT: 492 ARTIC
BOTTOM: 557 ROCKY MOUNTAIN



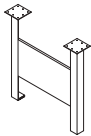
TOP



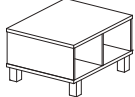
#NY190



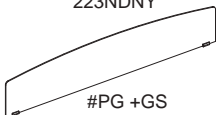
#PL7



#PL9



223NDNY



#PG +GS



#PB3 4 1/8" dia" Power Bar

MODEL	DIMENSIONS (inches) (D x W x H)	3MM1
#3MM1-TOP	60x96x1" TOP.....	\$840.00
#3MM1-NY190	19x16 3/8x28H B/B/F PED on 4" square legs.....	\$735.00
#OPTION-PL7	2 1/2" POST LEG.....	\$120.00
#OPTION-PL9	2 1/2" LEFT & RIGHT METAL LEG with 4 POSITIONS.....	\$330.00
#3MM1-223NDNY	24x24 RISER HUTCH / PARTITION on 4" square legs.....	\$990.00
#OPTION-PG	12/16x36 BOW TOP PLEXI-GLASS.....	\$216.00
#OPTION-CNC	TO BOW PLEXI GLASS.....	\$120.00
#OPTION-GS	GLASS SUPPORTS (24x2).....	\$48.00
#OPTION-PB3	4 1/8" ROUND POWER BAR 3-outlet/1-USB.....	\$300.00
#OPTION-CNC	FOR POWER BAR.....	\$120.00

PRICE AS SHOWN (4-PERSON STATION)

#TOP / NY190 / PL7 / PL9 / 223NDNY / PG / CNC / GS / PB3 / CNC..... **\$8148.00**
(4-pces) (3-pces) (2-pces) (2-pces) (2-pces) (4-pces) (2-pces)

PRICE AS SHOWN (8-PERSON STATION)

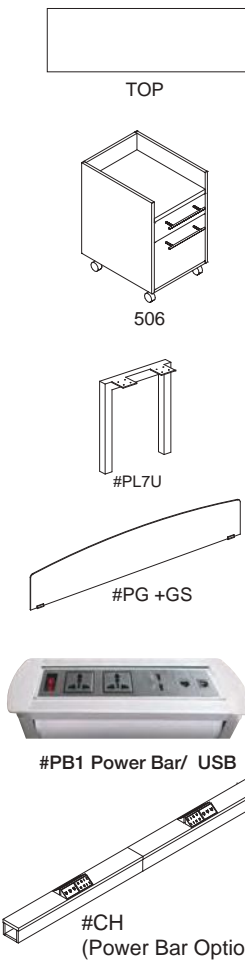
\$8148.00 + \$8148.00 LESS (3) x #PL7 (\$360.00).....\$15936.00

8 PERSON WORKSTATION

(4) 24x96 TOPS & (2) CENTER WIRE CHANNELS 6x96x6H



Color Shown
TOP & BOTTOM: 292 GRENADA
FRONT & CHANNEL 492 ARTIC



MODEL	DIMENSIONS (inches) (D x W x H)	3MM1
#3MM1-TOP	24x96x1" TOP.....	\$336.00
#3MM1-506	20x15½x27H B/F OPEN TRAY MOBILE PED.....	\$513.00
#OPTION-PL7U	2½" "U"-LEG.....	\$450.00
#OPTION-CH	6x96x6H CHANNEL & LID TO CONCEAL WIRES.....	\$570.00
#OPTION-PG	12/16x48 BOW TOP PLEXI-GLASS.....	\$288.00
#OPTION-CNC	TO BOW PLEXI GLASS.....	\$120.00
#OPTION-GS	GLASS SUPPORTS (24x2).....	\$48.00
#OPTION-PB1	POWER BAR 2-outlet/2-USB/1-phone jack.....	\$360.00
#OPTION-CNC	FOR POWER BAR.....	\$120.00

PRICE AS SHOWN (4-PERSON STATION)
#TOP / 506 / PL7 / CH / PG / CNC / GS / PB1 / CNC.....\$7626.00
 (2-pces) (4-pces) (6-pces) (2-pces) (4-pces) (2-pces)

PRICE AS SHOWN (8-PERSON STATION)
\$7626.00 + \$7626.00 LESS (2) x #PL7U (\$900.00)..... \$14352.00

SEE PAGE 33 & 76 FOR MORE PEDESTAL AND LEG OPTIONS

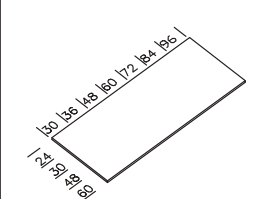
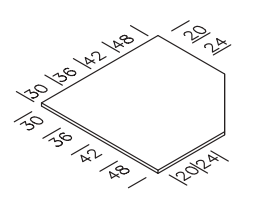
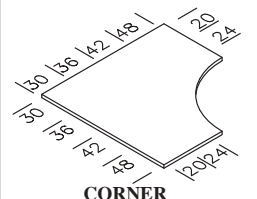
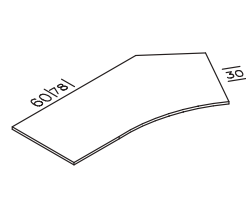
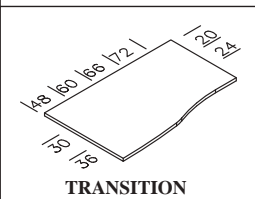
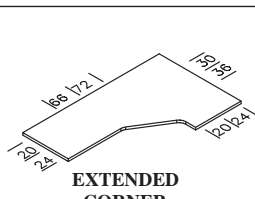
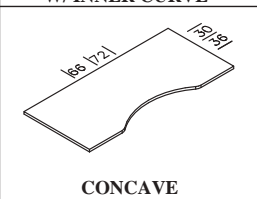
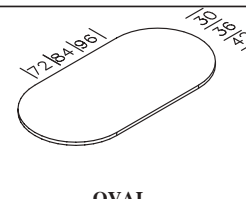
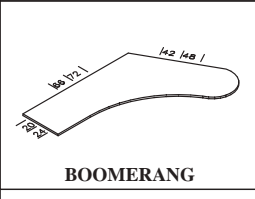
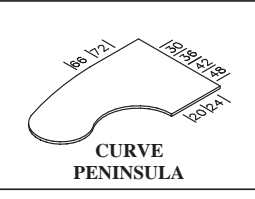
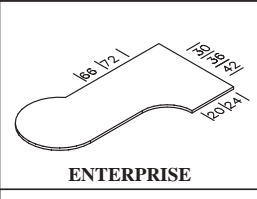
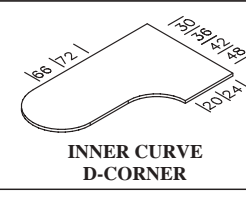
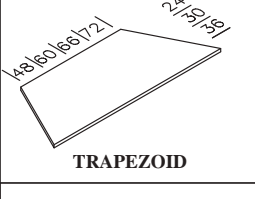
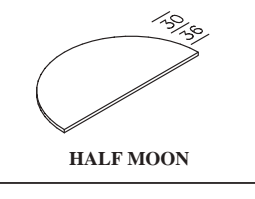
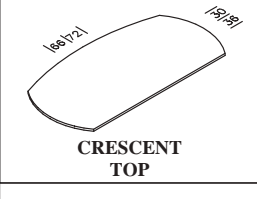
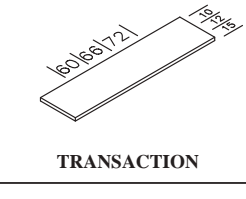
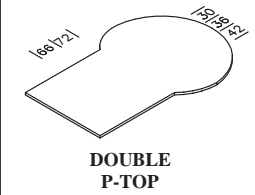
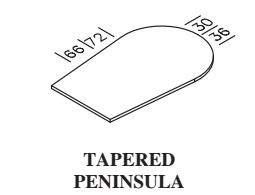
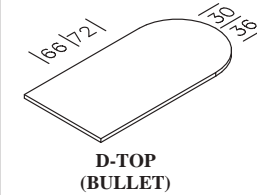
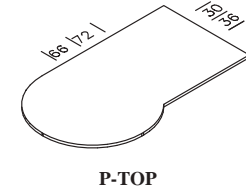
All units are available in 30 colors including 2-tone & edge treatment

LIST U.S. DOLLARS 2017

866-338-6637 | TonerQuest.com

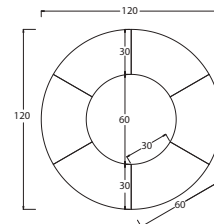
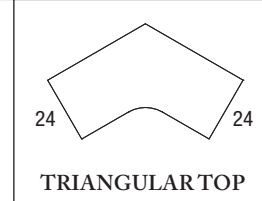
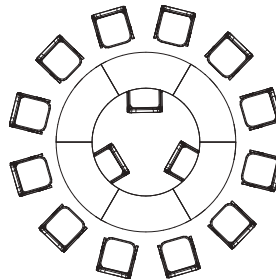
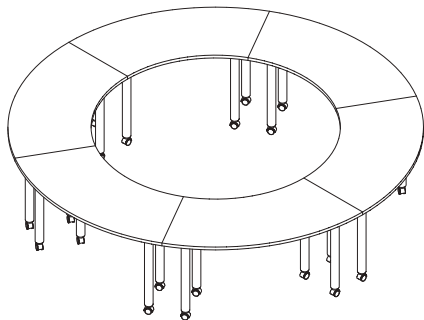
WORK SURFACES (TOPS)

Select any of these work surfaces with the adjacent table bases (legs) to create your own workstation.

 RECTANGULAR	 CORNER	 CORNER W/ INNER CURVE	 EAGLE
 TRANSITION	 EXTENDED CORNER	 CONCAVE	 OVAL
 BOOMERANG	 CURVE PENINSULA	 ENTERPRISE	 INNER CURVE D-CORNER
 TRAPEZOID	 HALF MOON	 CRESCENT TOP	 TRANSACTION
 DOUBLE P-TOP	 TAPERED PENINSULA	 D-TOP (BULLET)	 P-TOP

WORK STATION IDEAS

USING WORK SURFACES (TOPS) AND TABLE BASES (LEGS)



Design your own work surfaces and we'll produce it.

FOR PRICING BY SQUARE FOOT PLEASE SEE PAGE 116

PEDESTAL AND TABLE LEGS



#PL8



#PL9



#TL



#XL



#CL1



#CL2



#CL3



#CL4



#PL7



#PL7U



#580



#506



#570



#190



#507



#NY190



#NY581



#585



#NYBL54.1



#NYBL54.2



#NYBL54.3



#NYBL54.4



#NYBL30.1



#NYBL30.2



#NYBL30.3



#NYBL30.4




#NYBL54.5



#NYBL30.5



#NYBL54.6



#NYBL30.6

FOR PRICING AND DESCRIPTIONS PLEASE SEE PAGE 76

All units are available in 30 colors including 2-tone & edge treatment

LIST U.S. DOLLARS 2017

866-338-6637 | TonerQuest.com

**TONER
QUEST**
PRODUCTS FOR YOUR OFFICE

CONFERENCE ROOM

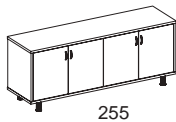
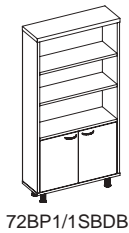
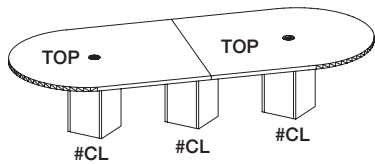
ANY SIZE & SHAPE TABLE AVAILABLE

NY3M
3 MILLIMETER
ALUMINUM LOOK

MAN5
3 MILLIMETER
15/8" FLUTE EDGE

Color Shown

140 HARD ROCK MAPLE



MODEL	DIMENSIONS (inches) (D x W x H)	3MM2 3MM1	3MM5 3MM4 3MM3
#TOP 60144VX	60x144x1 5/8 OVAL TOP TABLE....	\$1500.00.....	\$2760.00
#CL (3-pces)	15x15x28H CUBE LEG	\$270.00.....	\$270.00
PRICE AS SHOWN #TOP / CL / CL / CL.....		\$2310.00.....	\$3570.00
#NY3M-72BP1/1SBDB	12x32x72H BOOKCASE, ALL 1".... w/SOLID BACK	\$1062.00.....	\$1119.00
#NY3M-72BP1/1SBDB	12x32x72H BOOKCASE, ALL 1".... w/SOLID BACK	\$1062.00.....	\$1119.00
#NY3M-255	20x72x29H 4-DOOR STORAGE....	\$1494.00.....	\$1704.00
PRICE AS SHOWN #72BP1/1SBDB / 255 (2 PCES)		\$3618.00.....	\$3942.00
#PB3 (2-pces)	4 1/8" ROUND POWER BAR	\$300.00.....	\$300.00
	3-outlet / 2-phone jack		
#CNC work (2-pces)	4 1/8" Grommet hole on table	\$120.00.....	\$240.00
PRICE AS SHOWN #TOP / CL / 72BP1/1SBDB / 255 / PB3 ... (3 PCES) (2 PCES) (2 PCES)		\$6768.00.....	\$8592.00

Access door option available for wiring on cube leg (model #CL).....\$180.00

HPL HPL (High Pressure Laminate) – Available for any work surface (top). Ask for a quotation and availability of color and design. A 3MM edge will be applied to the HPL tops, a higher quality due to the elasticity of the 3MM edge (no cracking most common with HPL edge).

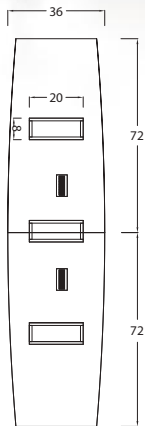
CONFERENCE ROOM

ANY SIZE & SHAPE TABLE AVAILABLE

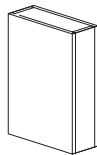
3MM1
3 MILLIMETER
1" EDGE



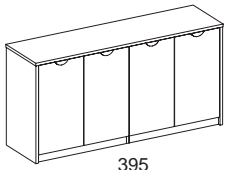
Color Shown
TOP: 292 WENGE
INSERT: A60 ALUMINUM



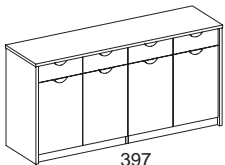
#PB1 Power Bar/ USB



#CL2



395



397

MODEL	DIMENSIONS (inches) (D x W x H)	3MM2 3MM1	3MM5 3MM4 3MM3
#TOP 48144X	36/48x144x1" BOAT TABLE (2-pces).....	\$1248.00.....	\$2256.00
#CL2 (3-pces)	RECTANGLE LEG	\$270.00.....	\$270.00
	TOTAL #TOP / CL2 / CL2 / CL2.....	\$2058.00.....	\$3066.00
	PB1 POWER BAR 2-outlet/2-USB/1 phone jack (2-pces).....	\$360.00.....	\$360.00
	CNC CUT-OUT FOR POWER BAR.....	\$120.00.....	\$120.00
	TOTAL #TOP / PB1 / CNC / CL2 / CL2 / CL2	\$3018.00.....	\$4026.00
#395	20x72x36H 4-DOOR BUFFET CREDENZA.....	\$1584.00.....	\$1731.00
#397	20x72x36H 4-DOOR/4-DRAWER BUFFET CREDENZA....	\$2262.00.....	\$2406.00

Access door option available for wiring on cube leg (model #CL).....\$180.00

HPL HPL (High Pressure Laminate) – Available for any work surface (top). Ask for a quotation and availability of color and design. A 3MM edge will be applied to the HPL tops, a higher quality due to the elasticity of the 3MM edge (no cracking most common with HPL edge).

All units are available in 30 colors including 2-tone & edge treatment

LIST U.S. DOLLARS 2017

866-338-6637 | TonerQuest.com

**TONER
QUEST**
PRODUCTS FOR YOUR OFFICE

EXECUTIVE "U" STATION WITH BUFFET HEIGHT CREDENZA



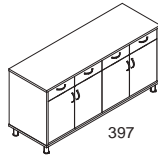
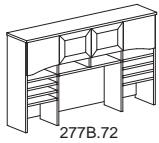
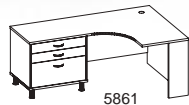
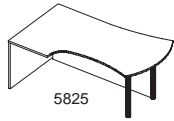
NY3M
3 MILLIMETER
ALUMINUM LOOK

3MM1
3 MILLIMETER
1" EDGE

Color Shown

TOP & FRONT: W163 GREY LIKATRE
BOTTOM: 563 CHARCOAL

This color modesty is optional see page 115



MODEL	DIMENSIONS (inches) (D x W x H)	STE1	3MM2 3MM1	3MM5 3MM3
#5825	48/42x72x29H CURVED PENINSULA..... WITH (2) 2½" POST LEG	\$702.00.....	\$996.00.....	\$1386.00
#NY3M-5861	20x72x48x24x29H EXTENDED CORNER DESK... B/B/L WITH 4" LEGS	\$1764.00.....	\$2061.00.....	\$2589.00
#277B.72	15x72x43H F4S HUTCH..... SOLID BACK/DOORS/CUBBIES/SORTER	\$1497.00.....	\$1761.00.....	\$1929.00
	DOOR OPTION #9.....	\$120.00.....	\$120.00.....	\$120.00
	NEW YORKER FRAMED GLASS DOOR.....	\$351.00.....	\$351.00.....	\$351.00
PRICE AS SHOWN				
#5825 / NY3M-5861 / 277B.72 / DOOR OPTION #9.....		\$4434.00.....	\$5289.00.....	\$6375.00
#NY3M-397	20x72x36H 4-DRAWER TOP/4-DOOR BOTTOM... WITH 4" LEGS	\$2358.00.....	\$2766.00.....	\$2910.00
PRICE				
#5825 / NY3M-5861 / 277B.72 / DOOR OPTION #9 / NY3M-397..		\$6792.00.....	\$8055.00.....	\$9285.00



1 5/8"
FLUTED TOP

NEW YORKER'S SERIES ALUMINUM LOOK CURVE PENINSULA STATION



420-CognaC



405-BLaCk



370-MaHoganY



144-CHERRY



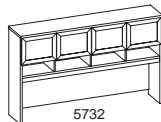
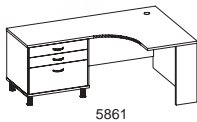
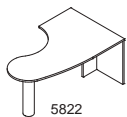
421-HonEY
MaPLe



140-HaRD
RoCk MaPLe

NY3M 3 MILLIMETER ALUMINUM LOOK
3MM5 3 MILLIMETER 15/8" FLUTED EDGE

This color modesty is optional see page 115



MODEL	DIMENSIONS (inches) (D x W x H)	NY3M
#NY3M-5822	24/40x66x29H CURVED PENINSULA.....	\$996.00
#OPTION 6	1 5/8" FLUTED EDGE TOP (3MM5).....	\$384.00
#OPTION 42	GRILL MODESTY.....	\$300.00
#NY3M-5861	20x72x48x24x29H EXTENDED CORNER..... B/B/LL (30"WIDE)	\$2061.00
#OPTION 6	1 5/8" FLUTED EDGE TOP (3MM5).....	\$504.00
#NY3M-5732	15x72x43H ALUMINUM LOOK HUTCH FRAMED FROSTED GLASS DOORS	\$1941.00
#OPTION 6	1 5/8" FLUTED EDGE TOP (3MM5).....	\$159.00
PRICE AS SHOWN		
#5822 / 5861 / 5732.....		\$6345.00

Color Shown

TOP & FRONT: 421 HONEY MAPLE
BOTTOM: 563 CHARCOAL MODESTY: CUSTOM

NEW YORKER'S SERIES

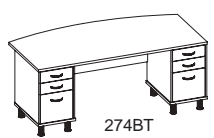
ALUMINUM LOOK EXECUTIVE OFFICE



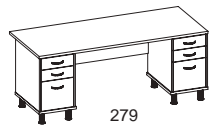
This color modesty is optional see page 115

Color Shown
 TOP & FRONT: 570 HAZE
 BOTTOM: A4B JAVA MODESTY: CUSTOM

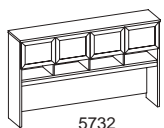
NY3M
 3 MILLIMETER
 ALUMINUM LOOK



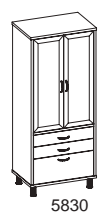
274BT



279



5732



5830



550

MODEL	DIMENSIONS (inches) (D x W x H)	NY3M
#NY3M-274BT	30/36x72x29H BOW TOP DOUBLE PED DESK.....	\$2268.00
#OPTION 42	GRILL MODESTY.....	\$300.00
#NY3M-279	20x72x29H DOUBLE PED CREDENZA.....	\$1905.00
#NY3M-5732	15x72x43H HUTCH w/ALUMINUM LOOK.....	\$1941.00
PRICE AS SHOWN		
#274BT / 279 / 5732.....		\$6414.00
#NY3M-5830	20x30x72H B/B/L 2 -DOOR STORAGE ALUMINUM LOOK FRAMED FROSTED GLASS DOORS	\$2979.00
PRICE AS SHOWN		
#274BT / 279 / 5732 / 5830.....		\$9393.00
#NY3M-550	20x30x29H FREE STANDING PEDESTAL B/B/LL (F4S).....	\$1113.00

All units are available in 30 colors including 2-tone & edge treatment

LIST U.S. DOLLARS 2017

866-338-6637 | TonerQuest.com

**TONER
 QUEST**
 PRODUCTS FOR YOUR OFFICE

Color Shown

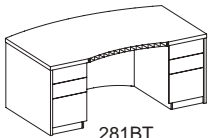
TOP & FRONT: 687 MYRTLE
 BOTTOM: 140 HARD ROCK MAPLE

EXECUTIVE OFFICE

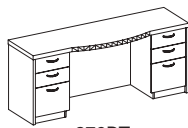
1⁵/₈" TOP



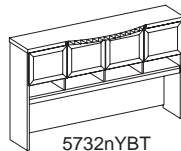
MAN5
 3 MILLIMETER
 15/8" FLUTED EDGE



281BT



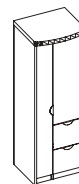
279BT



5732nYBT



5838BT



5868BT

MODEL	DIMENSIONS (inches) (D x W x H)	3MM2 3MM1	MAN2 MAN1	3MM5 3MM4 3MM3	MAN5 MAN4 MAN3
#281BT	36/42x72x29H DOUBLE PED DESK.....	N/A	\$1776.00	N/A	\$1911.00
#279BT	20/23x72x29H DOUBLE PED CREDENZA.....	N/A	\$1521.00	N/A	\$1719.00
#5732NYBT	15x72x43H HUTCH w/doors, cubbies.....	N/A	\$2121.00	N/A	\$2298.00
#5868BT	20x25x72H BOW TOP WARDROBE/... STORAGE F/FL	\$1731.00	N/A	\$1800.00	N/A
#5838BT	20x24x72H BOW TOP 1-DOOR.....	\$1071.00	N/A	\$1146.00	N/A
PRICE AS SHOWN					
#5868BT / #5838BT / 281BT / 279BT / 5732NYBT.....		\$8220.00		\$8874.00	

TONER QUEST

PRODUCTS FOR YOUR OFFICE

All units are available in 30 colors including 2-tone & edge treatment

866-338-6637 | TonerQuest.com

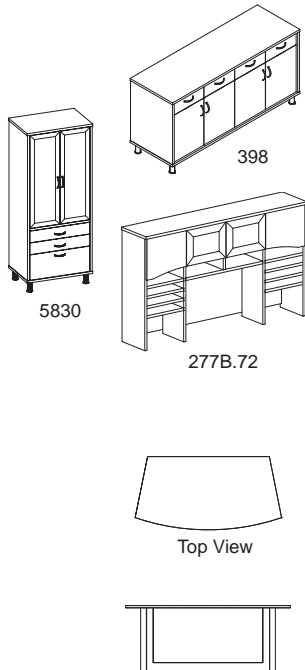
LIST U.S. DOLLARS 2017

EXECUTIVE OFFICE



NY3M
3 MILLIMETER
ALUMINUM LOOK

Color Shown
TOP & FRONT: W163 GREY LIKATRE
BACK OF HUTCH: 499 GRENADA



MODEL	DIMENSIONS (inches) (D x W x H)	NY3M
#NY3M-398	24x72x36H 4-DRAWER TOP / 4-DOOR BOTTOM..... with 4"H LEG	\$3006.00
#NY3M-5830	20x30x72H ALUMINUM LOOK 2-DOOR STORAGE..... FRAMED FROSTED GLASS DOORS, B/B/L	\$2979.00
#NY3M-5830	20x30x72H ALUMINUM LOOK 2-DOOR STORAGE..... FRAMED FROSTED GLASS DOORS, B/B/L	\$2979.00
#277B.72	15x72x43H F4S HUTCH SOLID BACK/DOORS/CUBBIES/SORTER	\$1761.00
	DOOR OPTION #9.....	\$120.00
	NEW YORKER FRAMED GLASS DOOR.....	\$348.00
#3MM1-TOP	30/36x72x1" CUSTOM BOW TOP.....	\$498.00
OPTION #28	2½" SQUARE CHROME METAL LEG (4 pces / \$120.00 each).....	\$480.00
OPTION #PG	FROSTED PLEXI-GLASS 24x48 (2 pces / \$210.00 each).....	\$420.00
OPTION #GS	PLEXI GLASS SUPPORT (2 pces / \$24.00 ea x 2).....	\$48.00
PRICE AS SHOWN		
#398 / 5830 / 5830 / 277B.72 / TOP / MODESTY / 2½ SQUARE LEG.....		\$12,639.00

EXECUTIVE FURNITURE

The Bow tops of these units are 2 inches thick and have a 3MM4 edge



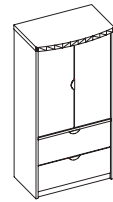
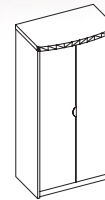
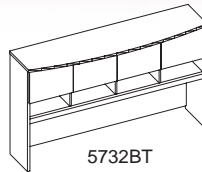
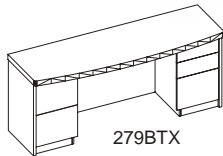
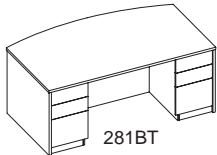
2" TOP

3MM4 2" BOW TOP

3MM4
3 MILLIMETER
2" SCALLOPED EDGE

Color Shown

421 HONEY MAPLE



MODEL	DIMENSIONS (inches) (D x W x H)	STE1	3MST2 3MST1	3MM2 3MM1	3MM5 3MM4 3MM3
#281BT	36/42x72x29H BOW TOP CREDENZA.... DOUBLE PED B/B/F-B/B/FL	\$1398.00.....	\$1539.00.....	\$1776.00.....	\$1911.00
#279BTX	20/23x72x29H BOW TOP CREDENZA.... DOUBLE PED F/F-B/B/FL	\$1239.00.....	\$1323.00.....	\$1521.00.....	\$1719.00
#5732BT	15x72x43H BOW TOP HUTCH F4S... w/DOORS/CUBBIES	\$1227.00.....	N/A.....	\$1422.00.....	\$1599.00
#5830BT	20/23x36x72H BOW TOP..... 2-DRAWER LATERAL 2-DOOR STORAGE w/locks	\$1644.00.....	N/A.....	\$1782.00.....	\$1893.00
#5832BT	20/23x36x72H 2-DOOR STORAGE... w/BOW TOP& locks	\$1191.00.....	N/A.....	\$1326.00.....	\$1437.00

PRICE AS SHOWN

#281BT / 279BT / 5732BT / 5830BT / 5832BT \$6699.00..... \$7392.00..... \$7827.00..... \$8559.00

OUTSIDE DOORS ON STORAGE UNITS ARE OPTIONAL AT NO CHARGE.
INSIDE DOORS ARE STANDARD.

MAN?
3 MILLIMETER
3MM1 OR 3MM2 OR 3MM3
3MM4 OR 3MM5 EDGE

MANHATTAN SERIES

A DISTINCTIVE DESIGN

The Bow tops of these units are 2 inches thick and have a 3MM4 edge



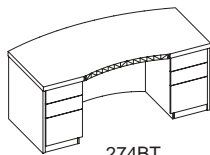
2\"/>

3MM4 2\"/>

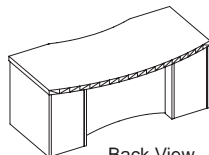
This color modesty is optional see page 115



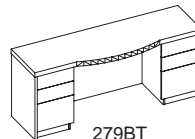
DESK/CREDENZA/HUTCH/STORAGE UNITS



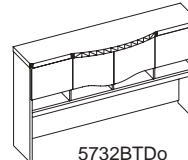
274BT



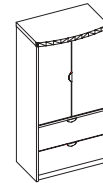
Back View



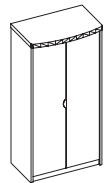
279BT



5732BTDo



5830BT



5832BT

MODEL	DIMENSIONS (inches) (D x W x H)	3MM2	MAN2	3MM5	MAN5
		3MM1	MAN1	3MM4	MAN4
				3MM3	MAN3
#MAN?-274BT	30/36x72x29H BOW TOP B/B/F-B/B/FL.....		\$1680.00.....		\$1785.00.....
#MAN?-279BT	20/23x72x29H BOW TOP B/B/F-B/B/FL.....		\$1521.00.....		\$1719.00.....
#MAN?-5732BTDO	15/18x72x43H BOW TOP HUTCH..... CUBBIES/DOOR OPTION #1		\$1542.00.....		\$1719.00.....
#3MM?-5830BT	20/23x36x72H BOW TOP..... 2-DRAWER LATERAL/2-DOOR STORAGE	\$1782.00.....		\$1893.00.....	
#3MM?-5832BT	20/23x36x72H BOW TOP..... 2-DOOR STORAGE with lock	\$1326.00.....		\$1437.00.....	
PRICE AS SHOWN					
#274BT/279BT /5732BTDO/5830BT/5832BT.....		\$7851.00.....		\$8553.00.....	

Color Shown

TOP & FRONT: 421 HONEY MAPLE
BOTTOM: 563 CHARCOAL

OUTSIDE DOORS ON STORAGE UNITS ARE OPTIONAL AT NO CHARGE.
INSIDE DOORS ARE STANDARD.

**TONER
QUEST**
PRODUCTS FOR YOUR OFFICE

MANHATTAN SERIES

A DISTINCTIVE DESIGN

2" ToP



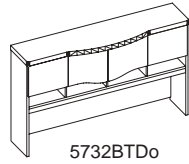
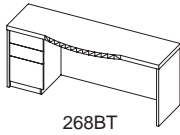
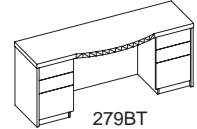
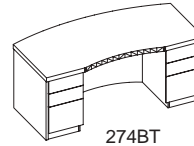
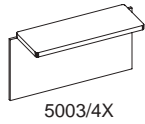
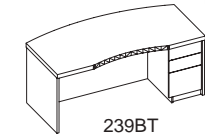
Color Shown
TOP & FRONT: 420 COGNAC
BOTTOM: 563 CHARCOAL

MAN4
3 MILLIMETER
2" SCALLOPED EDGE



Color Shown
144 CHERRY

MAN4
3 MILLIMETER
2" SCALLOPED EDGE



MODEL	DIMENSIONS (inches) (D x W x H)	3MM2 3MM1	MAN2 MAN1	3MM5 3MM4 3MM3	MAN5 MAN4 MAN3
#MAN?-239BT	30/36x72x29H BOW TOP B/B/FL.....		\$1341.00.....		\$1581.00
#3MM?-5003/4X	18x48 BRIDGE & MODESTY.....	\$345.00.....		\$453.00.....	
#MAN?-268BT	20/23x72x29H BOW TOP B/B/FL.....		\$1143.00.....		\$1365.00
#MAN?-5732BTDO	15/18x72x43H BOW TOP/DOORS/ CUBBIES/DOOR OPTION #1.....		\$1542.00.....		\$1719.00
PRICE AS SHOWN #239BT / 5003/4X / 268BT / 5732BTDO.....			\$4371.00.....		\$5118.00
<hr/>					
#MAN?-274BT	30/36x72x29H BOW TOP B/B/F-B/B/FL.....		\$1680.00.....		\$1785.00
#MAN?-279BT	20/23x72x29H BOW TOP B/B/F-B/B/FL.....		\$1521.00.....		\$1719.00
PRICE AS SHOWN #274BT / 279BT.....			\$3201.00.....		\$3504.00

AVAILABLE IN 6 FINISHES



MANHATTAN SERIES

A DISTINCTIVE DESIGN



1 5/8" TOP

Color Shown

TOP & BOTTOM: 420 COGNAC
FRONT: 492 ARTIC

MAN5
3 MILLIMETER
15/8" FLUTED EDGE

This color modesty is optional see page 115

AVAILABLE IN 6 FINISHES



420-CognaC



405-BLaCk



370-MaHoganY



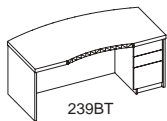
144-CHERRY



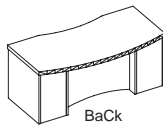
421-HonEY
MaPLE



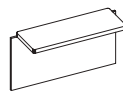
140-HaRD
RoCk MaPLE



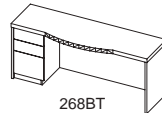
239BT



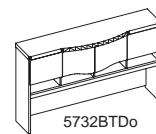
BaCk



5003/4X



268BT



5732BTDo



5868BT

MODEL	DIMENSIONS (inches) (D x W x H)	3MM2 3MM1	MAN2 MAN1	3MM5 3MM4 3MM3	MAN5 MAN4 MAN3
#MAN?-239BT	30/36x72x29H BOW TOP B/B/FL.....		\$1341.00.....		\$1581.00
#3MM?-5003/4X	18x48 BRIDGE & MODESTY.....	\$345.00.....		\$453.00.....	
#MAN?-268BT	20/23x72x29H BOW TOP B/B/FL.....		\$1143.00.....		\$1365.00
#MAN?-5732BTDO	15/18x72x43H BOW TOP/DOORS/ CUBBIES/DOOR OPTION #1.....		\$1542.00.....		\$1719.00
#3MM?-5868BT	20/23x25x72H F4S WARDROBE..... STORAGE F/FL (1" MATERIAL)	\$1731.00.....		\$1800.00.....	
PRICE AS SHOWN					
#239BT / 5003/4X / 268BT / 5732BTDO / 5868BT.....			\$6102.00.....		\$6918.00.....

All units are available in 30 colors including 2-tone & edge treatment

LIST U.S. DOLLARS 2017

866-338-6637 | TonerQuest.com

**TONER
QUEST**
PRODUCTS FOR YOUR OFFICE

EXECUTIVE OFFICE



420-CognaC



370-MaHoganY



421-HonEY
MaPLE



405-BLaCk



144-CHERRY

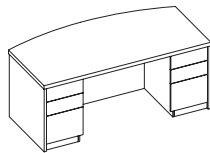


140-HaRD
RoCk MaPLE

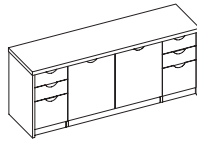


1 5/8"
FLUTED TOP

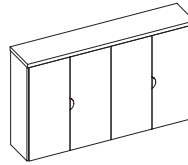
3MM5
3 MILLIMETER
15/8" FLUTED EDGE



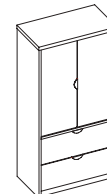
274BT



298



299



5830



2072R

MODEL	DIMENSIONS (inches) (D x W x H)	STE1	3MM2 3MM1	3MM5 3MM4 3MM3
#274BT	30/36x72x29H BOW TOP DOUBLE PED DESK B/B/F-B/B/FL	\$1326.00	\$1680.00	\$1785.00
#298	20x72x29H CREDENZA B/B/F-DOOR-B/B/F	\$1323.00	\$1707.00	\$1902.00
#299	15x72x43H 4-DOOR CLOSED HUTCH	\$1545.00	\$1716.00	\$1893.00
#5830	20x36x72H (1" MATERIAL) 2-DRAWER LATERAL / 2-DOOR STORAGE w/LOCKS	\$1464.00	\$1602.00	\$1713.00
#2072R	20x20x72H CORNER BOOKCASE	\$714.00	\$894.00	\$936.00
PRICE AS SHOWN				
#274BT / 298 / 299 / 5830 / 2072R		\$6372.00	\$7599.00	\$8229.00

Color Shown

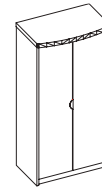
421 HONEY MAPLE



STORAGE UNIT WITH CORNER BOOKCASES

3MM4
3 MILLIMETER
2" SCALLOPED EDGE

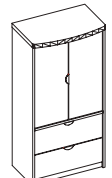
OUTSIDE DOORS ON STORAGE UNITS ARE OPTIONAL AT NO CHARGE. INSIDE DOORS ARE STANDARD



5832BT



2072R



5830BT

MODEL	DIMENSIONS (inches) (D x W x H)	STE1	3MM2 3MM1	3MM5 3MM4 3MM3
#2072R (2 PCES)	20x20x72H CORNER BOOKCASE.....	\$714.00.....	\$894.00.....	\$936.00
<i>*THIS UNIT MUST BE SECURED ON BOTH LEFT & RIGHT OF STORAGE UNITS WITH FLAT BRACKETS*</i>				
#5830BT	20/23x36x72H BOW TOP..... 2-DRAWER LATERAL / 2-DOOR STORAGE	\$1644.00.....	\$1782.00.....	\$1893.00
#5832BT	20/23x36x72H BOW TOP 2-DOOR STORAGE	\$1191.00.....	\$1326.00.....	\$1437.00
PRICE AS SHOWN				
#2072R / 2072R / 5830BT / 5832BT.....		\$4263.00.....	\$4896.00.....	\$5202.00

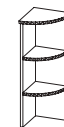
Color Shown

473 WARM CHERRY



CREDENZA/ OPEN HUTCH CORNER BOOKCASES

3MM1
3 MILLIMETER
1" EDGE

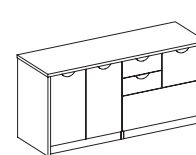


1543R

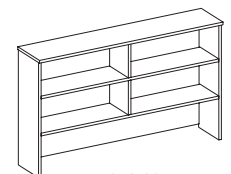


2029R

MODEL	DIMENSIONS (inches) (D x W x H)	STE1	3MM1	3MM5 3MM4 3MM3
#256	20x60x29H 2-DOOR STORAGE W/MULTI-FILE.....	\$1350.00.....	\$1587.00.....	\$1713.00
#278.60	15x60x43H OPEN HUTCH F4S..... W/SOLID BACK & 2 SHELVES	\$708.00.....	\$819.00.....	\$972.00
#2029R (2 PCES)	20x20x29H CORNER BOOKCASE.....	\$324.00.....	\$396.00.....	\$441.00
<i>*THIS UNIT MUST BE SECURED ON BOTH LEFT & RIGHT OF CREDENZA WITH FLAT BRACKETS*</i>				
#1543R (2 PCES)	15x15x43H CORNER BOOKCASE.....	\$324.00.....	\$396.00.....	\$441.00
<i>*THIS UNIT MUST BE SECURED ON BOTH LEFT & RIGHT OF HUTCHES WITH FLAT BRACKETS*</i>				
PRICE AS SHOWN				
#256 / 278.60 / 2029R / 2029R / 1543R / 1543R		\$3354.00.....	\$3990.00.....	\$4449.00



256



278.60

Color Shown

687 MYRTLE

All units are available in 30 colors including 2-tone & edge treatment

LIST U.S. DOLLARS 2017


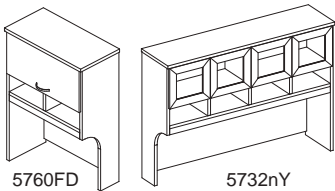
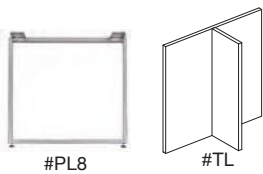
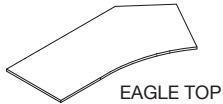
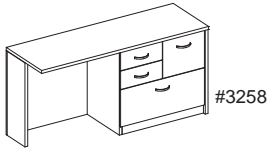
866-338-6637 | TonerQuest.com

**TONER
QUEST**
PRODUCTS FOR YOUR OFFICE

EXECUTIVE OFFICE



Color Shown
TOP & FRONT: 492 ARTIC
BOTTOM: 557 ROCKY MOUNTAIN



MODEL	DIMENSIONS (inches) (D x W x H)	3MM2 3MM1	3MM5 3MM4 3MM3
#3258 (R or L)	20x72x29H MULTI FILE RETURN.....	\$1518.00.....	\$1716.00
#TOP	30/42x78x1" EAGLE TOP.....	\$597.00.....	\$1074.00
#TL	30/10x28H "T"-LEG.....	\$195.00.....	\$195.00
#PL8	2½" SQUARE LEG 30"W.....	\$450.00.....	\$450.00
#5732NYX	15x72x43H HUTCH w/cubbies, doors..... Aluminum-look frosted glass doors	\$1941.00.....	\$2118.00
#CT	½ CURVE ON LEFT PANEL.....	\$120.00.....	\$120.00
#5760FD	15x30x43H HUTCH F4S w/doors, cubbies.... & FLIPPER DOOR	\$1170.00.....	\$1245.00
#CT	½ CURVE ON RIGHT PANEL.....	\$120.00.....	\$120.00
#5868	20x25x72H ALL 1" MATERIAL WARDROBE/.... STORAGE F/FL (LEFT)	\$1551.00.....	\$1620.00
PRICE AS SHOWN			
#3258 / TOP / TL / PL8 / 5732NYX / 5760FD / 5868.....		\$7662.00.....	\$8658.00

EXECUTIVE OFFICE

3MM1
3 MILLIMETER
1" EDGE

• 2" TOP 3MM4 CORNER NOT AVAILABLE FOR EXTENDED CORNER UNITS

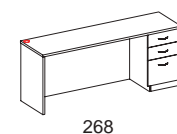
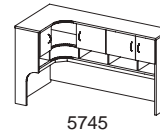
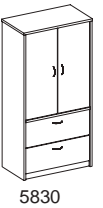
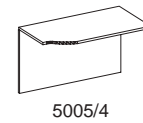
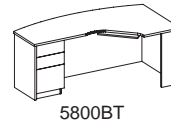
• HANDLES NOT INCLUDED IN PRICING & ARE AVAILABLE AT AN EXTRA CHARGE :
SEE OPTION #21

Color Shown

TOP & FRONT: 420 COGNAC
BOTTOM: 563 CHARCOAL



MODEL	DIMENSIONS (inches) (D x W x H)	STE1	3MM2 3MM1	3MM5 3MM3
#5800BT	24x72x30/36x24x29H BOW TOP EXTENDED CORNER COCKPIT CURVE B/B/FL (L or R)	\$1155.00	\$1380.00	\$1821.00
#5005/4	24x36 BRIDGE & MODESTY COCKPIT CURVE	\$420.00	\$477.00	\$501.00
#268	20x72x29H SINGLE PED DESK B/B/FL (L or R)	\$750.00	\$963.00	\$1185.00
#5745	15x36x72x15x43H CORNER HUTCH.. with DOORS & CUBBIES	\$1434.00	\$1818.00	\$2202.00
#CT	½ LEG CURVE ON LEFT PANEL	\$120.00	\$120.00	\$120.00
#5830	20x36x72H 2-DRAWER LATERAL.... 2-DOOR STORAGE w/lock	\$1464.00	\$1602.00	\$1713.00
PRICE AS SHOWN				
#5800BT / 5005/4 / 268 / 5745 / 5830		\$5343.00	\$6360.00	\$7542.00



EXTENDED CORNER "U" STATION WITH BOW TOP



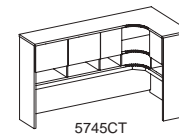
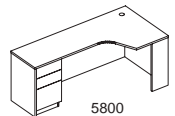
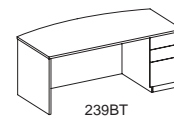
Color Shown

TOP & FRONT: 144 CHERRY
BOTTOM: 563 CHARCOAL

• KEYBOARD SHOWN IS OPTION #10:
ADD.....\$84.00.....\$105.00.....\$105.00.....\$105.00

• 2" TOP 3MM4 NOT AVAILABLE FOR EXTENDED CORNER UNITS & CORNER HUTCHES

OUTSIDE DOORS ON STORAGE UNITS ARE OPTIONAL AT NO CHARGE.
INSIDE DOORS ARE STANDARD.



MODEL	DIMENSIONS (inches) (D x W x H)	STE1	3MST2 3MST1	3MM2 3MM1	3MM5 3MM4 3MM3
#239BT	30/36x72x29H B/B/FL (L) or (R) BOW TOP SINGLE PED DESK	\$1068.00	\$1203.00	\$1341.00	\$1581.00
#5003/4X	20x36 BRIDGE & MODESTY	\$279.00	N/A	\$345.00	\$453.00
#5800 (L or R)	36(R)x72(L)x20x20x29H B/B/F EXTENDED CORNER (L) or (R)	\$1155.00	\$1269.00	\$1380.00	\$1821.00
#5745CT	36(L)x72(R)x15x15x43H HUTCH F4S with doors & cubbies ½ leg on right panel	\$1434.00	N/A	\$1818.00	\$2202.00
#CT	½ LEG CURVE	\$120.00	N/A	\$120.00	\$120.00
#5830	20x36x72H (1" MATERIAL) 2-DRAWER LATERAL 2-DOOR STORAGE w/lock	\$1464.00	N/A	\$1602.00	\$1713.00
PRICE AS SHOWN					
#239BT / 5003/4X / 5800 / 5745CT / 5830		\$5520.00	\$6357.00	\$6606.00	\$7890.00

All units are available in 30 colors including 2-tone & edge treatment

LIST U.S. DOLLARS 2017

866-338-6637 | TonerQuest.com

**TONER
QUEST**
PRODUCTS FOR YOUR OFFICE

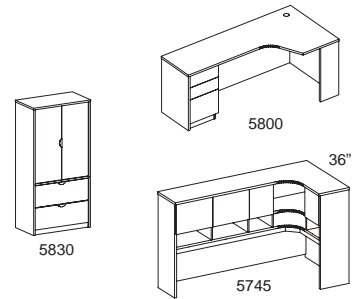
EXTENDED CORNER/ CORNER HUTCH



3MM2
3 MILLIMETER
1" FLUTED EDGE



MODEL	DIMENSIONS (inches) (D x W x H)	STE1	3MM2 3MM1	3MM5 3MM3
#5800	36(L)x72(R)x20x20x29H EXTENDED CORNER B/B/FL (L or R)..	\$1155.00	\$1380.00	\$1821.00
#5745	36x72x15x15x43H CORNER HUTCH F4S..... w/ DOORS/CUBBIES (L or R)	\$1434.00	\$1818.00	\$2202.00
#5830	20x36x72H 2-DRAWER LATERAL/2-DOOR STORAGE, lock..	\$1464.00	\$1602.00	\$1713.00
PRICE AS SHOWN				
#5800 / 5745 / 5830.....		\$4053.00	\$4800.00	\$5736.00



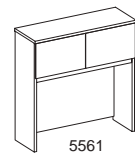
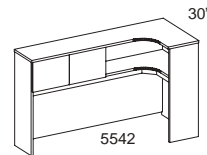
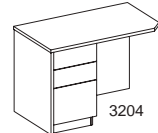
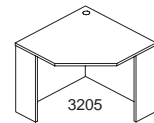
2" TOP 3MM4 NOT AVAILABLE FOR EXTENDED CORNER UNITS

Color Shown
421 HONEY MAPLE



3MM1
3 MILLIMETER
1" EDGE

CORNER STATION



Color Shown
TOP & FRONT: 144 CHERRY
BOTTOM: 563 CHARCOAL

MODEL	DIMENSIONS (inches) (D x W x H)	STE1	3MM2 3MM1	3MM5 3MM3
#3205	30x30x20x20x29H CORNER UNIT.....	\$474.00	\$531.00	\$666.00
#3204 (2 PCES)	24x42x43H RETURN B/B/F (L or R)..... 24" NOTCHED TO 20" (8x4")	\$570.00	\$792.00	\$960.00
#5542	30x72x15x15x72H CORNER HUTCH F4S w/DOORS.....	\$1155.00	\$1446.00	\$1830.00
#5561	15x42x43H HUTCH F4S w/DOORS.....	\$636.00	\$750.00	\$867.00
PRICE AS SHOWN				
#3205 / 3204ER / 3204EL / 5542 / 5561.....		\$3405.00	\$4311.00	\$5283.00

2" TOP 3MM4 NOT AVAILABLE FOR EXTENDED CORNER UNITS

ENSEMBLE AS SHOWN IS 72" X 72". COULD BE MADE 60" X 60"

CURVE PENINSULA "U"-STATION

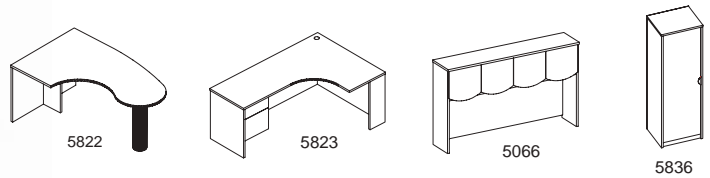


3MM1
3 MILLIMETER
1" EDGE

3MM2
3 MILLIMETER
1" FLUTED EDGE

Color Shown

TOP & FRONT: 140 HARD ROCK MAPLE
BOTTOM: 144 WILD CHERRY



MODEL	DIMENSIONS (inches) (D x W x H)	STE1	3MST2 3MST1	3MM2 3MM1	3MM5 3MM3
#5822	40/24x66x29H CURVE PENINSULA with POST LEG	\$702.00	N/A	\$996.00	\$1386.00
#5823	20x66x48x24x29H EXTENDED CORNER CURVE B/FL	\$1074.00	\$1173.00	\$1254.00	\$1734.00
#5836	20x24x65H 1-DOOR STORAGE UNIT w/ 3 ADJ. SHELVES (1" MATERIAL)	\$756.00	N/A	\$840.00	\$918.00
#5066	15x66x36H HUTCH	\$495.00	N/A	\$585.00	\$696.00
#14	DOOR FOR HUTCH	\$210.00	N/A	\$261.00	\$261.00
#DO#7	DOOR OPTION #7	\$120.00	N/A	\$120.00	\$120.00
PRICE AS SHOWN		\$3357.00	\$3975.00	\$4056.00	\$5115.00

• 2" TOP 3MM4 NOT AVAILABLE FOR EXTENDED CORNER UNITS



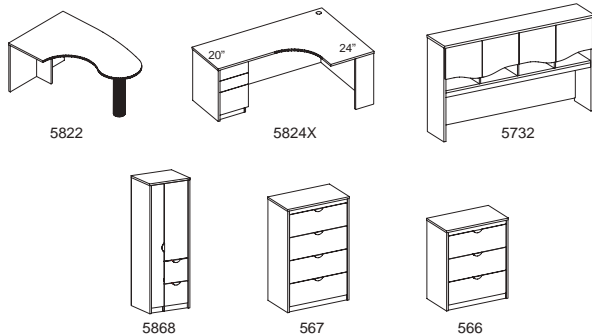
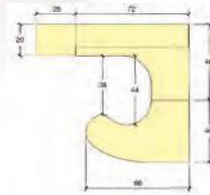
3MM1
3 MILLIMETER
1" EDGE

3MM2
3 MILLIMETER
1" FLUTED EDGE

CURVE PENINSULA "U"-STATION



*These units are F4S
and can be used as a room divider*



MODEL	DIMENSIONS (inches) (D x W x H)	STE1	3MM2 3MM1	3MM5 3MM3
#5822	40/24x66x29H CURVE PENINSULA with POST LEG	\$702.00	\$996.00	\$1386.00
#5824X	20(L)x72(L)x48(R)x24(R)x29H B/B/FL EXTENDED CORNER CURVE	\$1248.00	\$1566.00	\$2025.00
#5732	15x72x43H F4S HUTCH/DOORS/CUBBIES	\$1047.00	\$1242.00	\$1419.00
	DOOR OPTION #8	\$120.00	\$120.00	\$120.00
#5868	20x25x72H WARDROBE / STORAGE/ F/FL ALL 1" MATERIAL	\$1416.00	\$1551.00	\$1620.00
PRICE AS SHOWN #5822 / 5824X / 5732 / 5868		\$4533.00	\$5475.00	\$6570.00
#566	20x36x43½H 3-DRAWER LATERAL	\$1125.00	\$1251.00	\$1413.00
#567	20x36x56H 4-DRAWER LATERAL	\$1503.00	\$1668.00	\$1782.00

2" TOP 3MM4 NOT AVAILABLE FOR EXTENDED CORNERS

Color Shown

TOP & FRONT: 421 HONEY MAPLE
BOTTOM: 563 CHARCOAL

All units are available in 30 colors including 2-tone & edge treatment

LIST U.S. DOLLARS 2017

866-338-6637 | TonerQuest.com

**TONER
QUEST**
PRODUCTS FOR YOUR OFFICE

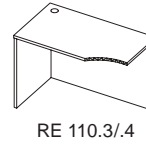
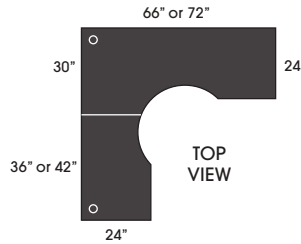
EXTENDED CORNER CURVE W/RETURN

2 SIZES - 66" & 72"

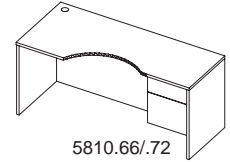


3MST2
PROMOTIONAL
3 MILLIMETER

3MST1
PROMOTIONAL
3 MILLIMETER



RE 110.3/4



5810.66/72

Color Shown

TOP & FRONT: 895 CHARCOAL GRANITE
BOTTOM: 421 HONEY MAPLE

2" TOP 3MM4 NOT AVAILABLE FOR EXTENDED CORNERS

MODEL	DIMENSIONS (inches) (D x W x H)	STE1	3MST2 3MST1	3MM2 3MM1	3MM5 3MM3
#5810.66 *	24x66x30x24x29H..... EXTENDED CORNER CURVE B/FL	\$921.00.....	\$1053.00.....	\$1146.00.....	\$1479.00
#5810.72 **	24x72x30x24x29H..... EXTENDED CORNER CURVE B/FL	\$945.00.....	\$1086.00.....	\$1182.00.....	\$1515.00
#RE110.3 *	24x36x29H SHELL RETURN CURVE	\$426.00.....	N/A.....	\$486.00.....	\$639.00
#RE110.4 **	24x42x29H SHELL RETURN CURVE.....	\$453.00.....	N/A.....	\$510.00.....	\$663.00
* 66x66 TOTAL.....		\$1347.00.....	\$1539.00.....	\$1632.00.....	\$2118.00
** 72x72 TOTAL.....		\$1398.00.....	\$1596.00.....	\$1692.00.....	\$2178.00



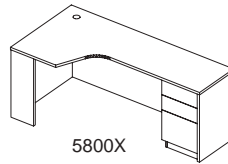
3MM1 3 MILLIMETER
1" EDGE

3MM2 3 MILLIMETER
1" FLUTED EDGE

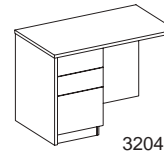
Color Shown

144 CHERRY

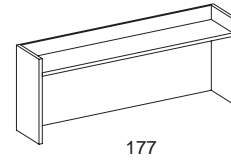
EXTENDED CORNER/RETURN/RISER HUTCH



5800X



3204



177

MODEL	DIMENSIONS (inches) (D x W x H)	STE1	3MM2 3MM1	3MM5 3MM3
#5800X	24(L)x36(L)x72(R)x24(R)x29H EXTENDED CORNER B/B/FL (L or R)	\$1155.00.....	\$1380.00.....	\$1821.00
#3204X	24x36x29H (36" to 42") RETURN..... B/B/F (L or R)	\$570.00.....	\$792.00.....	\$960.00
#177	12x72x24H F4S BOOKCASE RISER HUTCH....	\$447.00.....	\$522.00.....	N/A.....
PRICE AS SHOWN				
#5800X / 3204X / 177.....		\$2172.00.....	\$2694.00.....	

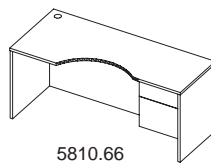
2" TOP 3MM4 NOT AVAILABLE FOR EXTENDED CORNERS

2-PERSON WORK-STATION CURVE WITH PENINSULA

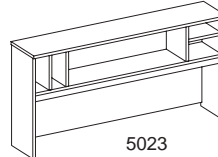


Color Shown

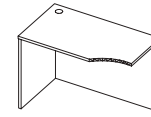
TOP & FRONT: A66 SLICED MAPLE
BOTTOM: 563 CHARCOAL



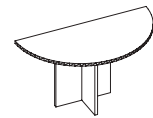
5810.66



5023



RE110.3



Top T-leg

MODEL	DIMENSIONS (inches) (D x W x H)	STE1	3MST2 3MST1	3MM2 3MM1	3MM5 3MM3
#5810.66R	24(R)x66(R)x30(L)x24(L)x29H..... EXTENDED CORNER CURVE B/FL RIGHT	\$921.00.....	\$1053.00.....	\$1146.00.....	\$1479.00
#5810.66L	24(L)x66(L)x30(R)x24(R)x29H..... EXTENDED CORNER CURVE B/FL LEFT	\$921.00.....	\$1053.00.....	\$1146.00.....	\$1479.00
#RE110.3R	24x36x29H SHELL RETURN CURVE RIGHT	\$426.00.....	N/A.....	\$486.00.....	\$639.00
#RE110.3L	24x36x29H SHELL RETURN CURVE LEFT...	\$426.00.....	N/A.....	\$486.00.....	\$639.00
#5023R	15x66x36H HUTCH..... with 2 rows of CD racks right, 3 shelves left	\$552.00.....	N/A.....	\$678.00.....	\$822.00
#5023L	15x66x36H HUTCH..... with 2 rows of CD racks left, 3 shelves right	\$552.00.....	N/A.....	\$678.00.....	\$822.00
#TOP	48x24 1/2 CIRCLE.....	\$267.00.....	N/A.....	\$291.00.....	\$462.00
#T-LEG	20/10x28H "T"-LEG.....	\$150.00.....	N/A.....	\$195.00.....	\$195.00
PRICE AS SHOWN.....		\$4215.00.....	\$4920.00.....	\$5106.00.....	\$6537.00

• 2" TOP 3MM4 NOT AVAILABLE FOR EXTENDED CORNER UNITS

NEW YORKER'S SERIES

ALUMINUM LOOK - EXECUTIVE OFFICE

3MM1
3 MILLIMETER
1" EDGE

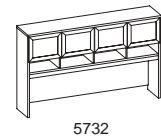
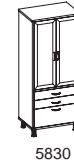
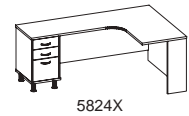
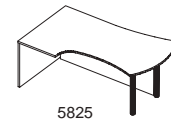
NY3M
3 MILLIMETER
ALUMINUM LOOK



Color Shown

FRONT: 687 MYRTLE **MODESTY: CUSTOM**
ALL: 140 HARD ROCK MAPLE

MODEL	DIMENSIONS (inches) (D x W x H)	NY3M
#3MM1-5825	48/42x72x29H CURVE PENINSULA DESK.....	\$996.00
#NY3M-5824X	20x72x48x24x29H EXTENDED CORNER B/B/FL	\$1800.00
#NY3M-5732	15x72x43H ALUMINUM LOOK HUTCH	\$1941.00
FRAMED FROSTED GLASS DOORS		
PRICE AS SHOWN		
#5825 / 5824X / 5732.....		\$4737.00
#NY3M-5830	20x30x72H ALUMINUM LOOK 2-DOOR STORAGE...\$2979.00	
FRAMED FROSTED GLASS DOORS, B/B/L		
PRICE AS SHOWN		
#5825 / 5824X / 5732 / 5830.....		\$7716.00



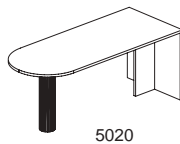
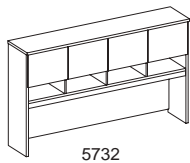
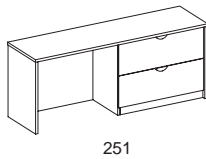
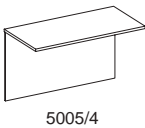
This color modesty is optional see page 115

PENINSULA U-STATION

Color Shown

TOP & BOTTOM: 499 GRENADA
FRONT: 570 HAZE

3MM1
3 MILLIMETER
1" EDGE



MODEL	DIMENSIONS (inches) (D x W x H)	STE1	3MM2 3MM1	3MM5 3MM4 3MM3
#5020	30x72 D-TOP TABLE.....	\$561.00.....	\$675.00.....	\$885.00
#5005/4	20x48 BRIDGE & MODESTY.....	\$300.00.....	\$357.00.....	\$501.00
#251	20x72x29H 2-DRAWER LATERAL....	\$1080.00.....	\$1269.00.....	\$1515.00
OPEN SHELL (L or R)				
#5732	15x72x43H F4S HUTCH.....	\$1047.00.....	\$1242.00.....	\$1419.00
w/DOORS & CUBBIES				
PRICE AS SHOWN				
#5020 / 5005/4 / 251 / 5732.....		\$2988.00.....	\$3543.00.....	\$4320.00
#570	20x15½x27H B/B/FL MOBILE on wheels....	\$438.00.....	\$513.00.....	N/A.....

• CHROME 6' LEG AS SHOWN IS AN OPTION AT A SURCHARGE

All units are available in 30 colors including 2-tone & edge treatment

LIST U.S. DOLLARS 2017

866-338-6637 | TonerQuest.com

**TONER
QUEST**
PRODUCTS FOR YOUR OFFICE

3MST SINGLE PEDESTAL DESK



3MST SPECIFICS:

- 3MM Tops and Sides
- STE1 Pedestals
- Black Pedestals
- Fully Assembled
- Full Extension ball bearing slide on box & file drawers

3MST-245
30x45x29H (up to 48")
Single ped desk B/FL (L) or (R)

Color Shown

230 LIGHT OAK
with black pedestal

3MST1
PROMOTIONAL
3 MILLIMETER

3MST2
PROMOTIONAL
3 MILLIMETER

DOUBLE PEDESTAL DESK WITH CREDENZA AND HUTCH



Color Shown

370 MAHOGANY

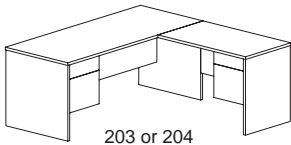
3MST PROMOTIONAL LINE OF OFFICE FURNITURE



L SHAPE DESK

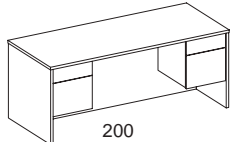
Color Shown

370 MAHOGANY



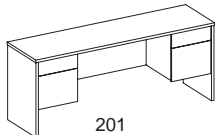
203 or 204

Full Modesty on 3MM
3/4 Modesty on STE1 & 3MST



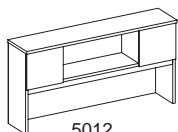
200

Full Modesty on 3MM



201

3/4 Modesty on STE1 & 3MST



5012

MODEL	DIMENSIONS (inches) (D x W x H)	STE1	3MST2 3MST1	3MM2 3MM1	3MM5 3MM4 3MM3
#203	30x60x29H SINGLE PED DESK B/FL ... 20x40x29H (up to 48") B/F RETURN	\$993.00.....	\$1125.00.....	\$1383.00.....	(\$1791.00)
#204	30x66x29H SINGLE PED DESK B/FL ... 20x42x29H (up to 48") B/F RETURN	\$1116.00.....	\$1296.00.....	\$1521.00.....	\$1911.00
#200	30x60x29H DOUBLE PED DESK B/F-B/FL	\$681.00.....	\$732.00.....	\$942.00.....	\$1200.00
#201	20x60x29H SINGLE PED CREDENZA .. B/F-B/FL	\$681.00.....	\$720.00.....	\$942.00.....	\$1113.00
#5012	15x60x31H HUTCH F4S..... DOOR LEFT & RIGHT	\$558.00.....	N/A.....	\$696.00.....	NA
PRICE AS SHOWN.....		\$1920.00.....	\$2148.00.....	\$2580.00.....	

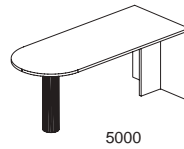
- F4S = SOLID BACK FINISHED 4 SIDES
- USE OUR DOUBLE SIDED TAPE TO SECURE HUTCH TO DESK OR CREDENZA
- FOR STE1 LINE, END PANELS ARE PACKED ON TOP OF DESK

STE1

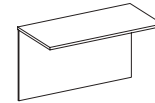
STRAIGHT EDGE



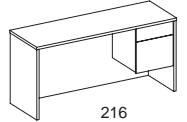
“U”-STATION



5000



5003/4

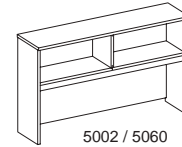


216

Full Modesty on 3MM
3/4" Modesty for STE1

Color Shown

TOP: 548 GREY
BOTTOM: 405 BLACK



5002 / 5060

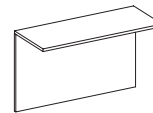
STE1 = 21/2" DIAMETER POST LEG
3MM = 6" DIAMETER POST LEG

FOR STE1 LINE, END PANELS ARE
PACKED ON TOP OF DESK

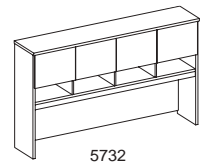
MODEL	DIMENSIONS (inches) (D x W x H)	STE1	3MM2 3MM1	3MM5 3MM4 3MM3
#5000	30x60 D-TOP TABLE.....	\$504.00.....	\$630.00.....	\$810.00
#5003/4	20x48 BRIDGE & MODESTY.....	\$279.00.....	\$345.00.....	\$453.00
#216	20x60x29H SINGLE PED CREDENZA.. B/FL (L or R)	\$597.00.....	\$738.00.....	\$888.00
#5002	12x60x31H F4S OPEN HUTCH.....	\$393.00.....	\$537.00.....	N/A.....
#5060	15x60x36H F4S OPEN HUTCH.....	(\$453.00).....	(\$561.00).....	(\$630.00)
PRICE AS SHOWN #5000 / 5003/4 / 216 / 5002.....		\$1773.00.....	\$2250.00.....	
PRICE AS SHOWN #5000 / 5003/4 / 216 / 5060.....				\$2781.00



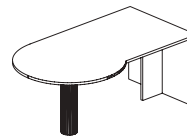
P-TOP “U”-STATION



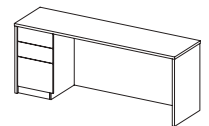
5005/4



5732



5820



268

Color Shown

TOP: 140 HARD ROCK MAPLE
BOTTOM: 563 CHARCOAL

MODEL	DIMENSIONS (inches) (D x W x H)	STE1	3MM2 3MM1	3MM5 3MM4 3MM3
#5820	36/42x72 P-TOP TABLE.....	\$681.00.....	\$876.00.....	\$1173.00
#5005/4	24x48 BRIDGE & MODESTY.....	\$300.00.....	\$357.00.....	\$501.00
#268	20x72x29H SINGLE PED CREDENZA.. B/B/FL (L or R)	\$750.00.....	\$963.00.....	\$1185.00
#5732	15x72x43H F4S HUTCH..... w/DOORS/CUBBIES	\$1047.00.....	\$1242.00.....	\$1419.00
PRICE AS SHOWN #5820 / 5005/4 / 268 / 5732.....		\$2778.00.....	\$3438.00.....	\$4278.00

3MM1
3 MILLIMETER
1" EDGE

• FOR STE1 LINE, END PANELS ARE PACKED ON TOP OF DESK

All units are available in 30 colors including 2-tone & edge treatment

LIST U.S. DOLLARS 2017

866-338-6637 | TonerQuest.com

**TONER
QUEST**
PRODUCTS FOR YOUR OFFICE

RECEPTION DESK *TO CUSTOMIZE*

CUSTOMIZE THE INSET BY ORDERING
Decorative Panels

Color Shown

ALL: 473 WARM CHERRY
FRONT & FRAME: 570 HAZE



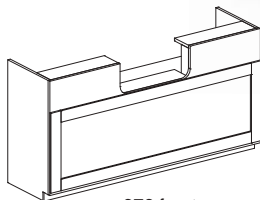
- Any color available for the framing
- Any color available for the insert
- Upholstery insert is also available



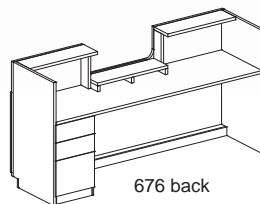
This upholstery insert is an option at an extra cost. Please ask for a quote



You may put any design in this framed area



676 front



676 back

MODEL	DIMENSIONS (inches) (D x W x H)	3MM1
#3MM1-676	30x84x42H RECEPTION DESK B/B/FL (L or R)	\$2400.00

ADD B/B/F PEDESTAL

#3MM1-190 19x16 3/8x28H B/B/F.....\$495.00

PLEASE SEE PAGE 115 FOR DECORATIVE PANEL OPTIONS

Price includes TonerQuest's 30-color inserts
For Panasphere or any other HPL color, ask for a quote

RECEPTION DESK *TO CUSTOMIZE*

CUSTOMIZE THE INSET BY ORDERING
Decorative Panels

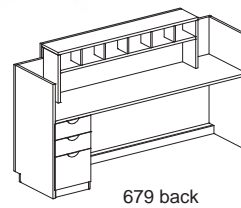
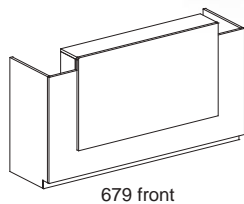


Color Shown
ALL: 292 WENGE
FRONT & HOOD: CUSTOM

Any color available
for insert overlay



This overlay is optional
see page 115



MODEL	DIMENSIONS (inches) (D x W x H)	3MM1
#3MM1-679	30x72x42H RECEPTION DESK B/B/FL (L or R) WITH INSERT/CUBBIES	\$2997.00

ADD B/B/F PEDESTAL
#3MM1-190 19x16 3/8x28H B/B/F.....\$495.00

PLEASE SEE PAGE 115 FOR DECORATIVE PANEL OPTIONS
Price includes TonerQuest's 30-color inserts
For Panasphere or any other HPL color, ask for a quote

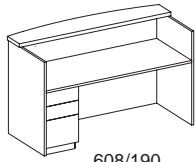
RECEPTION "U" DESK



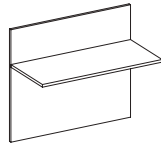
3MM1
3 MILLIMETER
1" EDGE

Color Shown

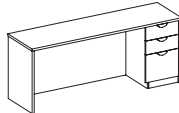
ALL: **A48 JAVA**
TOP: **898 BEIGE GRANITE**



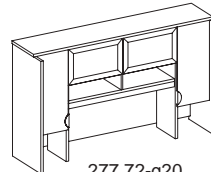
608/190



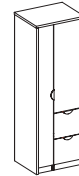
5005
5004x



268



277.72-g20



5868

MODEL	DIMENSIONS (inches) (D x W x H)	STE1	3MM2 3MM1
#608/190L	30x72x42H RECEPTION DESK B/B/FL (L or R).....	\$1272.00.....	\$1509.00
COUNTER	1 5/8" BOW TOP TRANSACTION SHELF.....	\$315.00.....	\$315.00
#5005	23x48 BRIDGE.....	\$138.00.....	\$162.00
#5004	48x42 MODESTY.....	\$252.00.....	\$294.00
#268	20x72x29H SINGLE PED CREDENZA B/B/FL (L or R)	\$750.00.....	\$963.00
#277.72-G20	15x72x43H F4S HUTCH.....	\$1215.00.....	\$1431.00
#CUSTOM	20" deep End Panels only.....	\$240.00.....	\$240.00
#OPTION 29	Center 2 Doors in NY3M.....	\$375.00.....	\$351.00
#5868	20x25x72H WARDROBE / STORAGE / F/FL.....	\$1416.00.....	\$1551.00

PRICE AS SHOWN

#608/190L / COUNTER / 5005 / 5004 / 277.72 / 5868 \$5973.00.....\$6816.00

RECEPTION DESK

WITH ALUMINUM-LOOK PRIVACY PANEL

3MM1
3 MILLIMETER
1" EDGE

#AGL
FROSTED GLASS with
ALUMINUM-LOOK FRAME 30"
(4 PIECES)

OR

#LPP
LAMINATE PRIVACY PANEL
12x30 (4 PIECES)

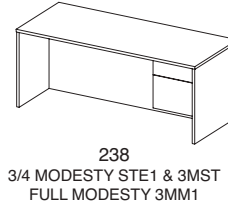
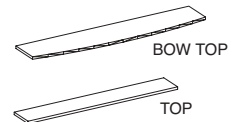


CHOICE OF 30 LAMINATE
COLORS FOR PRIVACY PANEL

Color Shown
292 WENGE



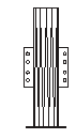
Color Shown
TOP: **A48 JAVA**
INSERT: **A60 ALUMINUM**



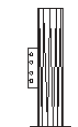
MODEL	DIMENSIONS (inches) (D x W x H)	STE1	3MST2 3MST1	3MM2 3MM1
* #238	30x72x29H SINGLE PED DESK..... B/FL (LEFT or RIGHT)	\$696.00	\$774.00	\$918.00
* #3202	24x42x29H RETURN..... B/F (LEFT or RIGHT)	\$435.00	\$540.00	\$633.00
#12P	12" ALUMINUM-LOOK POST LEG..... CORNER (1 \$81.00) MIDDLE (2x\$81.00) END (2x\$81.00)	\$405.00	\$405.00	\$405.00
#AGL	FROSTED GLASS with ALUMINUM LOOK FRAME.... 30" (4 PIECES x \$396.00)	\$1584.00 or \$180.00	N/A	\$1584.00 or \$216.00
#LPP	CHOICE OF 24 LAMINATE COLORS FOR PRIVACY PANEL... (4 PIECES) STE1= \$45.00x4 3MM=\$54.00x4		N/A	
#TOP	15X74 TRANSACTION TOP..... FOR BOW..... 64X10 TRANSACTION TOP.....	\$138.00 \$120.00 \$81.00	N/A N/A N/A	\$162.00 \$120.00 \$93.00
PRICE AS SHOWN #238 / 3202 / 12P / AGL / TOP.....		\$3459.00	\$3678.00	\$3915.00
		OR	OR	OR
PRICE AS SHOWN #238 / 3202 / 12P / LPP / TOP.....		\$2055.00	\$2310.00	\$2547.00



#12" P
corner



#12" P
middle



#12" P
end

* **FULL HEIGHT MODESTY FOR STE1 & 3MST, ADD..... STE1 = \$90.00..... 3MST = \$45.00**

All units are available in 30 colors including 2-tone & edge treatment

LIST U.S. DOLLARS 2017

866-338-6637 | TonerQuest.com

**TONER
QUEST**
PRODUCTS FOR YOUR OFFICE

RECEPTION DESK

WITH BOW TOP TRANSACTION SHELF ON CHROME ANGULAR POST



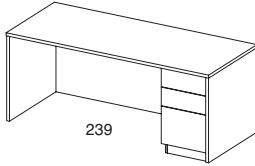
Back View



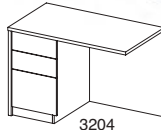
Front View

Color Shown

TOP & FRONT: 140 HARD ROCK MAPLE
BOTTOM: 405 BLACK



239



3204



TOP

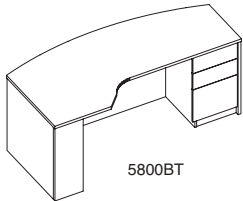


BOW TOP



#8P

MODEL	DIMENSIONS (inches) (D x W x H)	STE1	3MST2 3MST1	3MM2 3MM1
#239	30x72x29H SINGLE PED DESK..... B/B/FL (LEFT or RIGHT)	\$888.00.....	\$1023.00.....	\$1161.00
#3204	24x42x29H RETURN..... B/B/F (LEFT or RIGHT)	\$570.00.....	\$672.00.....	\$792.00
#8P	8" ALUMINUM ANGULAR POST LEG..... (5 PIECE x \$60.00)	\$300.00.....	\$300.00.....	\$300.00
#TOP	15X74 TRANSACTION TOP.....	\$138.00.....	N/A.....	\$162.00
	FOR BOW.....	\$120.00.....	N/A.....	\$120.00
	64X10 TRANSACTION TOP.....	\$81.00.....	N/A.....	\$93.00
PRICE AS SHOWN #239 / 3204 / 8P / TOP.....		\$2097.00.....	\$2370.00.....	\$2628.00
		(5 PCES) (2 PCES)		



5800BT



Back View



Front View

Color Shown

292 WENGE

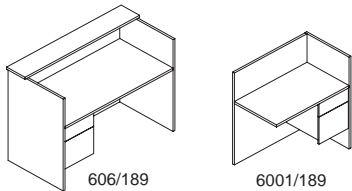
MODEL	DIMENSIONS (inches) (D x W x H)	STE1	3MST2 3MST1	3MM2 3MM1
#5800BT	20x30/36x72x29H BOW TOP EXTENDED CORNER... B/B/FL (LEFT or RIGHT)	\$1155.00.....	\$1269.00.....	\$1380.00
#8P	8" ALUMINUM-LOOK ANGULAR POST LEG..... (4 PIECES x \$60.00)	\$240.00.....	\$240.00.....	\$240.00
#TOP	FROM 43x74 (TO DO 10x74x43x10).....	\$399.00.....	N/A.....	\$465.00
	FOR ROUNDING.....	\$120.00.....	N/A.....	\$120.00
PRICE AS SHOWN #5800BT / 8P / TOP.....		\$1914.00.....	\$2094.00.....	\$2205.00
		(4 PCES)		



STANDARD RECEPTION DESK WITH RETURN

Color Shown
370 MAHOGANY

STE1
STRAIGHT EDGE



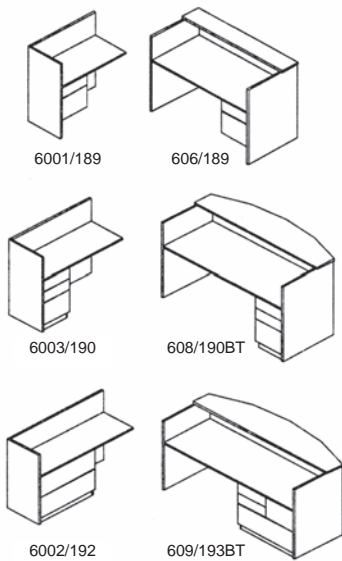
MODEL	DIMENSIONS (inches) (D x W x H)	STE1	3MST2 3MST1	3MM2 3MM1
#606/189	30x60x42H RECEPTION DESK..... B/F L or R with TRANSACTION SHELF	\$1056.00.....	\$1170.00.....	\$1260.00.....
#6001/189	20x40x42H RECEPTION RETURN..... B/F L or R	\$780.00.....	\$864.00.....	\$954.00.....
PRICE AS SHOWN #606/189 / 6001/189.....		\$1836.00.....	\$2034.00.....	\$2214.00.....

TRANSACTION SHELF OVER RETURN IS EXTRA (PRICED BY SQUARE FOOT)

Color Shown
TOP: 548 GREY
BOTTOM: 563 CHARCOAL

RECEPTION DESK

WITH 2" BOW TOP ON TRANSACTION SHELF



MODEL	DIMENSIONS (inches) (D x W x H)	STE1	3MST2 3MST1	3MM2 3MM1	3MM5 3MM4 3MM3
#606/189	30x60x42H B/F.....	\$1056.00.....	\$1170.00.....	\$1260.00.....	\$1350.00.....
#6001/189	20x40x42H B/F.....	\$780.00.....	\$864.00.....	\$954.00.....	\$954.00.....
TOTAL.....		\$1836.00.....	\$2034.00.....	\$2214.00.....	\$2304.00.....
#608/190BT	30x72x42H B/B/F - BOW TOP.....	\$1440.00.....	\$1572.00.....	\$1677.00.....	\$1797.00.....
#6003/190	24x48x42H B/B/F.....	\$882.00.....	\$969.00.....	\$1074.00.....	\$1074.00.....
TOTAL.....		\$2322.00.....	\$2541.00.....	\$2751.00.....	\$2871.00.....
#609/193BT	30x84x42H MULTI-FILE - BOW TOP.....	\$2064.00.....	N/A.....	\$2421.00.....	\$2541.00.....
#6002/192	20x60x42H L/L.....	\$1293.00.....	N/A.....	\$1509.00.....	\$1509.00.....
TOTAL.....		\$3357.00.....	N/A.....	\$3930.00.....	\$4050.00.....

• FOR A RECEPTION STATION IN 3MM3 / 4 / 5, IT IS ONLY THE TRANSACTION SHELF THAT IS 2" / 1 5/8" THICK
• FOR LOCK IN PEDESTAL, ADD PRICE OF OPTION #4

All units are available in 30 colors including 2-tone & edge treatment

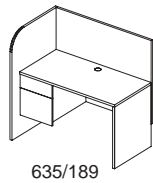
LIST U.S. DOLLARS 2017

866-338-6637 | TonerQuest.com



4-STATION CAROL UNIT

IN A 7' X 7' SPACE



635/189



Color Shown

895 CHARCOAL GRANITE
EDGE: 548 GREY

MODEL	DIMENSIONS (inches) (D x W x H)	STE1	3MM2 3MM1	3MM2 3MM1
#635/189 (4-pces)	30x42x42H RECEPTION WORK STATION..... B/F installed (L or R)	\$945.00.....	\$1098.00.....	\$1188.00
PRICE AS SHOWN				
#635/189 / 635/189 / 635/189 / 635/189		\$3780.00.....	\$4392.00.....	\$4752.00

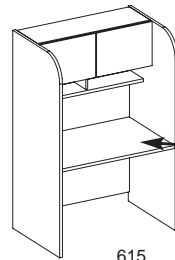


65" HIGH WORKSTATION

Color Shown

A66 SLICED MAPLE

#615 / 189
30x42x65H
WORKSTATION DESK TOP
30" DEEP w/B/F PED



615



DESK TOP MAY BE 30"
DEEP OR 24" DEEP

MODEL	DIMENSIONS (inches) (D x W x H)	STE1	3MM2 3MM1
#615/189	30x42x65H B/F WORKSTATION DESK TOP 30" DEEP	\$1641.00.....	\$1941.00

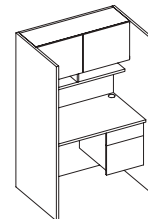


FULLY ASSEMBLED 65" HIGH CUBICLE

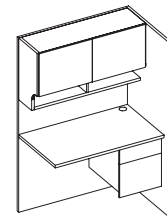
Color Shown

548 GREY

#615 / 189 30x42x65H WORKSTATION DESK TOP 24" DEEP w/B/F PED	#665C / 189 / 24 30x42x65H B/F CU- BICLE w/TOP DOOR & CUBBY UNIT DESK TOP 24" DEEP	#665C / 189 / 24 30x42x65H B/F CU- BICLE w/TOP DOOR & CUBBY UNIT DESK TOP 24" DEEP	#665C / 189 / 24 30x42x65H B/F CU- BICLE w/TOP DOOR & CUBBY UNIT DESK TOP 24" DEEP
--	---	---	---



#615/189



#665C/189/24

MODEL	DIMENSIONS (inches) (D x W x H)	STE1	3MM2 3MM1
#615/189	30x42x65H B/F WORKSTATION DESK TOP 30" DEEP	\$1641.00.....	\$1941.00
#665C/189/24	30x42x65H B/F CUBICLE..... w/TOP DOOR & CUBBY UNIT, DESK TOP 24" DEEP	\$1416.00.....	\$1605.00
PRICE AS SHOWN			
#615/189 / 665C/189/24 (3-PIECES)		\$5889.00.....	\$6756.00

DESIGN YOUR OWN CLASSROOM FURNITURE

FOR PRICING, SEE OUR COMPONENTS ON PAGE 116 AND 117

TOP/LEG WITH HUTCH
& ORGANIZER OPTION



Color Shown

ALL: A66 SLICED MAPLE



CLASSROOM DESK



TABLE WITH
LEGS ON
WHEELS

TOP/ B/FL PED/MODESTY
with PAIR OF #PL5 LEGS



Color Shown

ALL: 144 CHERRY

NEW 4-POSITION MODESTY ON METAL LEG / 2.25" x 2.25"



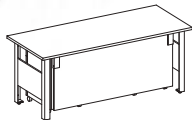
Color Shown

TOP: 561 TANNER LANE
BOTTOM: 292 WENGE



Color Shown

292 WENGE



#PL9
3/4 Modesty/Bottom




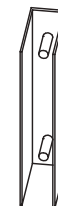
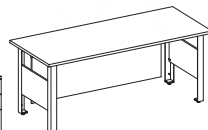
#PL9
3/4 Modesty/Top



#PL9
1/2 Modesty/Middle



#PL9
1/2 Modesty/Top



#MH
MODESTY HOLDER

For more options see page 33 & 116

All units are available in 30 colors including 2-tone & edge treatment

LIST U.S. DOLLARS 2017

866-338-6637 | TonerQuest.com

**TONER
QUEST**
PRODUCTS FOR YOUR OFFICE

EMPOWERED DESK SERIES



752A



750A



Back of 750A, 751A,
752A, 753A

Color Shown
W196 COCOA LIKATRE



Door closed 750A/753A



756A



Door closed
755A/756A
post leg not necessarily as shown



758A



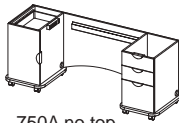
Door Closed for
757A/758A



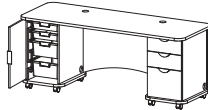
757A



757A



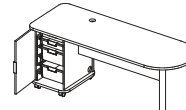
750A no top



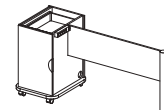
750A



752A



756A



756A no top



757A/758A
door closed



758A

MODEL	DIMENSIONS (inches) (D x W x H)	3MM1
#750A	26x72x29H EMPOWERED DESK B/B/FL right, bins left.....	\$2100.00
#752A	26x72x29H EMPOWERED DESK F/FL-B/B/FL.....	\$2100.00
#756A	26x60x29H EMPOWERED DESK bins left	\$1710.00
#757A	26x31x29H STORAGE on (4) wheels (2) adjustable shelves & (2) locking doors.....	\$1095.00
#758A	26x31x29H STORAGE on (4) wheels (2) rows of bins & (2) doors.....	\$1395.00

****GROMMETS THROUGH BOTH PEDESTALS & GROMMETS ON TOP ARE INCLUDED IN PRICING****

****THE BINS ARE INCLUDED IN PRICING & ARE AVAILABLE IN: YELLOW / GREEN / BLUE / RED****

****POWER BAR (#PB2) 4 outlets, 1 RJ11 (phone)/1 RJ45 (data) jacks 10'ft. cord surge protector INCLUDED IN PRICING****

****WIRE HOLDER 2 3/4" (#WH) INCLUDED IN PRICING****

SCHOOLS • HOSPITALS • OFFICES



24"W or 32"W



16"W



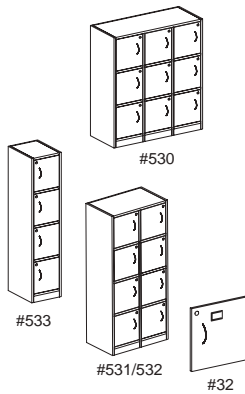
48"W

LOCKERS

FULLY ASSEMBLED WITH SOLID BACK

Color Shown

473 WARM CHERRY



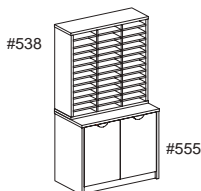
MODEL	DIMENSIONS (inches) (D x W x H)	3MM1
#3MM1-530	20x48x53½H 9-door locker, all 1" material w/adj. glides, individual locks w/handle for each door & solid back	\$2160.00
#3MM1-531	20x24x70H 8-door locker, all 1" material w/adj. glides, individual locks w/handle for each door & solid back	\$1782.00
#3MM1-532	20x32x70H 8-door locker, all 1" material w/adj. glides, individual locks w/handle for each door & solid back	\$1947.00
#3MM1-533	20x16x70H 4-door locker, all 1" material w/adj. glides, individual locks w/handle for each door & solid back	\$1080.00

• NAME TAGS ON EACH DOOR AVAILABLE AS AN OPTION.....\$24.00 / ea.

SORTERS

FULLY ASSEMBLED WITH SOLID BACK

MODEL	DIMENSIONS (inches) (D x W x H)	3MM1
#3MM2-555	20x36x29H 2-DOOR STORAGE w/lock	\$723.00
#3MM2-538	12x36x36H SORTER	\$1374.00
PRICE AS SHOWN		
#555 / 538		\$2097.00



Color Shown

420 COGNAC

*All units are available in
30 colors including
2-tone & edge treatment*



All units are available in 30 colors including 2-tone & edge treatment

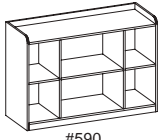
LIST U.S. DOLLARS 2017

866-338-6637 | TonerQuest.com

**TONER
QUEST**
PRODUCTS FOR YOUR OFFICE

DAYCARE

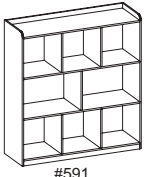
STORAGE UNITS FULLY ASSEMBLED WITH SOLID BACK



#590



Color Shown
A66 SLICED MAPLE



#591

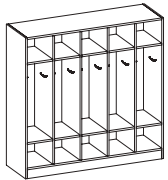
MODEL

**DIMENSIONS (inches)
(D x W x H)**

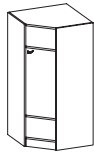
3MM1

- #590 17x46x32H 6-COMPARTMENT w/top lip storage unit,.....\$930.00
all 5/8" material w/solid back
- #591 17x50½x54½H 8-COMPARTMENT on 3 rows w/top lip storage.....\$1245.00
unit, all 5/8" material w/solid back

LOCKERS FULLY ASSEMBLED WITH SOLID BACK



#592



#593



Color Shown
140 HARD ROCK MAPLE

MODEL

**DIMENSIONS (inches)
(D x W x H)**

3MM1

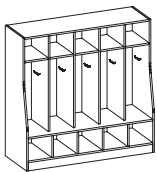
- #592 (2-pces) 15x49x48H 5-COMPARTMENT w/2 double hooks per.....\$1299.00
compartment, all 5/8" material w/solid back
- #593 15x15x24x24x48H CORNER UNIT w/4 double hooks,.....\$897.00
all 5/8" material w/solid back

PRICE AS SHOWN

#592 / 592 / 593 \$3495.00



LOCKERS WITH DEEPER BASE: FULLY ASSEMBLED WITH SOLID BACK



#594



#595



Color Shown
140 HARD ROCK MAPLE

MODEL

**DIMENSIONS (inches)
(D x W x H)**

3MM1

- #594 (2-pces) 18/15x49x48H 5-COMPARTMENT w/bottom step, 2 double hooks..\$1749.00
per compartment, all 5/8" material w/solid back
- #595 18x18x24x24x48H CORNER UNIT w/bottom step, 4 double hooks..\$1197.00
all 5/8" material w/solid back

PRICE AS SHOWN

#594 / 594 / 595 \$4695.00



COMPUTER OFFICE FURNITURE & HOME OFFICE FURNITURE



Color Shown
420 COGNAC

MODEL	DIMENSIONS (inches) (D x W x H)	STE1	3MST2 3MST1	3MM2 3MM1	3MM5 3MM4 3MM3
#270	30x60x29H 17" TOWER B/FL w/KEYBOARD	\$681.00	\$804.00	\$942.00	\$1200.00
#272	12x60x20H HUTCH F4S	\$393.00	N/A	\$468.00	\$537.00
PRICE AS SHOWN #270 / 272		\$1074.00	\$1272.00	\$1410.00	\$1737.00



Color Shown
144 CHERRY

BOW TOP CURVE B/FL PENINSULA

MODEL	DIMENSIONS (inches) (D x W x H)	STE1	3MST2 3MST1	3MM2 3MM1	3MM5 3MM3
#5815BT	30/36x66x29H BOW TOP B/FL PENINSULA CURVE	\$861.00	\$1071.00	\$1152.00	\$1476.00
#5816BT	30/36x72x29H BOW TOP B/FL PENINSULA CURVE	\$942.00	\$1179.00	\$1269.00	\$1614.00

5815BT 30/36x66x29H B/F
5816BT 30/36x72x29H B/F

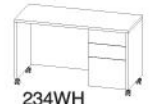
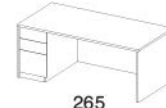
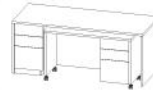
• 2" TOPS ARE NOT AVAILABLE FOR EXTENDED CORNER UNITS

SPACE-SAVER DESK



Color Shown
A66 SLICED MAPLE

DESK SHOWN IS 66"



MODEL	DIMENSIONS (inches) (D x W x H)	STE1	3MST2 3MST1	3MM2 3MM1
#265 *	30x66x29H SINGLE PED DESK B/B/FL	\$813.00	\$903.00	\$1065.00
#234WH *	20x42x27H F4S SINGLE PED DESK B/B/FL on wheels all 1" (fits under desk)	\$663.00	\$759.00	\$867.00
PRICE AS SHOWN #265 / 234WH		\$1476.00	\$1662.00	\$1932.00

TEACHERS DESKS

double pedestal



3MST-210TE 30 X 72
3MST-200TE 30 X 60

Front in A60 Aluminium as shown add \$60.00

Color Shown
TOP & FRONT: A60 ALUMINUM
BOTTOM: 405 BLACK

single pedestal



3MST-245TE 30 X 48
3MST-240TE 24 X 43

Color Shown
TOP: 230 LIGHT OAK
BOTTOM: 405 BLACK



MODEL	DIMENSIONS (inches) (D x W x H)	3MST 2 3MST 1
#210TE	30x72x29H DOUBLE PED DESK B/B/B-B/FL	\$882.00
#200TE	30x60x29H DOUBLE PED DESK B/B/B-B/FL	\$789.00
#245TE	30x48x29H SINGLE PED DESK B/FL	\$600.00
#240TE	24x43x29H SINGLE PED DESK B/FL	\$525.00

3MST
PROMOTIONAL
3 MILLIMETER

3MM1
3 MILLIMETER
1" EDGE

TEACHER'S DESK INCLUDE: 3MM EDGE ON EVERY EXPOSED PANEL
FULL EXTENSION BALL BEARING SLIDES ON ALL DRAWERS
BLACK BOTTOM & CHOICE OF 30-COLOR FOR TOPS
SPECIAL ALL MOULDED BLACK CENTER DRAWER.....\$105.00

All units are available in 30 colors including 2-tone & edge treatment


LIST U.S. DOLLARS 2017

866-338-6637 | TonerQuest.com

**TONER
QUEST**
PRODUCTS FOR YOUR OFFICE

ALL 1" BOOKCASES PROMO 32"WIDE

WITH ADJUSTABLE GLIDE



ALL 1" BOOKCASES WITH 5/8" SOLID BACK

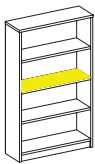
STE1
STRAIGHT EDGE



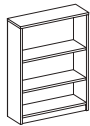
MASONITE BACK



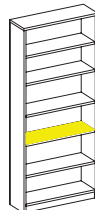
30BP 1/1



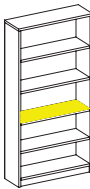
60BP 1/1



48BP 1/1



84BP 1/1



72BP 1/1

MODEL	DIMENSIONS (inches) (D x W x H)	STE1	3MM2 3MM1
#30BP 1/1	12x32x30H.....	\$225.00.....	\$309.00
#48BP 1/1	12x32x48H.....	\$324.00.....	\$435.00
#60BP 1/1	12x32x60H.....	\$378.00.....	\$498.00
#72BP 1/1	12x32x72H.....	\$438.00.....	\$576.00
#84BP 1/1	12x32x84H.....	\$489.00.....	\$642.00

SOLID BACK (SAME COLOR) FOR 32"W	30"H	48"H	60"H	72"H	84"H
WOOD GRAIN LEFT TO RIGHT	\$63.00	\$120.00	\$153.00	\$183.00	\$216.00
STE1 & 3MM = SAME PRICE					

EXTRA SHELF 5/8"..... \$48.00..... \$57.00

EXTRA SHELF 1"..... \$54.00..... \$63.00

FOR 12+ BOOKCASES IN 3MM1 & 3MM2 : ADDITIONAL 10% DISCOUNT

- BOOKCASES COME FULLY ASSEMBLED
- ADJUSTABLE HOLES EVERY 32mm FROM ALMOST TOP TO BOTTOM
- SAME COLOR MASONITE BACKS FOR SOLID COLORS EXCEPT FOR CHARCOAL & GREEN
- BLACK, ALMOND, GREY OR WHITE MASONITE BACKS FOR WOOD GRAIN COLORS

SEE PAGE 92 OF PRICE LIST FOR OUR STANDARD BOOKCASES

SEE PAGE 101 FOR MORE BOOKCASES

All units are available in 30 colors including 2-tone & edge treatment


866-338-6637 | TonerQuest.com

LIST U.S. DOLLARS 2017

DOUBLE-SIDED BOOKCASES

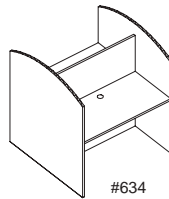
YOU DESIGN IT, WE WILL PRODUCE IT

- CUSTOM UNITS AVAILABLE
- 2-TONE AVAILABLE
- 30 WOOD COLORS AVAILABLE
- 25 EDGE TREATMENT COLORS



See page 101 for pricing on single and double-sided bookcases

Double-Sided Carols



MODEL
#634

DIMENSIONS (inches) 3MM1
(D x W x H)

48x48x54H

Double sided CAROL UNIT
w/bow top end panel, all 1".... \$1653.00

Double sided CAROL UNIT w/bow top end panel, all 1"



624P



624



623

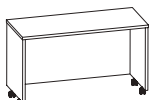


SH101WH



623P

- #623P 24x32x42 Open PODIUM all 1" w/adj. glide..... \$672.00
- #624P 24x32x42 F4S Open/drawer/2-door PODIUM on wheels all 1"....\$1260.00
- #SH101WH 20x48x27 F4S SHELL on wheels all 1" (fits under desk)..... \$540.00



SH101WH

Color Shown

521 RUSTIC CHERRY

All units are available in 30 colors including 2-tone & edge treatment

LIST U.S. DOLLARS 2017

866-338-6637 | TonerQuest.com

**TONER
QUEST**
PRODUCTS FOR YOUR OFFICE

HEAVY DUTY MOBILE STORAGE UNITS

IDEAL FOR SCHOOLS, HOSPITALS & ATTORNEY'S OFFICES

Color Shown

140 HARD ROCK MAPLE
EDGE: 292 WENGE



375

Color Shown

A66 SLICED MAPLE



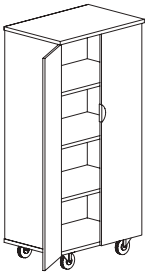
374S

Color Shown

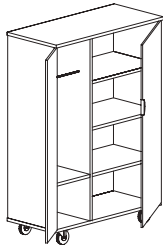
140 HARD ROCK MAPLE
EDGE: 292 WENGE



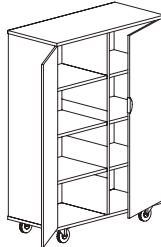
374 or 375



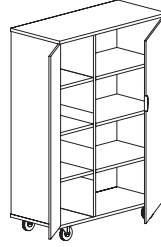
353



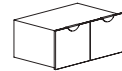
375



374M



374S



197

MODEL

**DIMENSIONS (inches)
(D x W x H)**

3MM1

#3MM1-374	* 22x48x66H 2 FIXED & 4 ADJ. SHELVES w/LOCKING DOORS (M or S)..	\$2524.00
#3MM1-374-ND	* 22x48x66H 2 FIXED & 4 ADJ. SHELVES w/o DOORS (M or S).....	\$2052.00
<hr/>		
#3MM1-375	22x48x66H 1 FIXED & 2 ADJ. SHELVES, PARTITION, CLOTHES.....	\$2418.00
w/LOCKING DOORS		
<hr/>		
#3MM1-353	22x32½x66H 1 FIXED & 2 ADJ. SHELVES w/LOCKING DOORS.....	\$2028.00
#3MM1-353-ND	22x32½x66H 1 FIXED & 2 ADJ. SHELVES w/o DOORS.....	\$1704.00
<hr/>		
#3MST-197	20x30½x12½H SIDE-BY-SIDE FILE DRAWER PEDESTAL.....	\$495.00
to install in any unit		

Color Shown

230 LIGHT OAK
EDGE: 292 WENGE



353

- ALL 1" MATERIAL with **SOLID BACK F4S**
- 5" WHEELS with 350-LB weight capacity each (350-lbs X 4 wheels) **1,400-lbs PER UNIT**
- #374 M or S, M = central partition or S = 1/3 on side partition

HEAVY DUTY MOBILE STORAGE UNITS

IDEAL FOR SCHOOLS, HOSPITALS & ATTORNEY'S OFFICES

Color Shown

A66 SLICED MAPLE



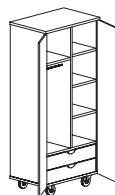
354

Color Shown

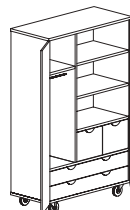
230 LIGHT OAK
EDGE: 292 WENGE



376



354



376



197

MODEL	DIMENSIONS (inches) (D x W x H)	3MM1
#3MM1-376	22x48x72H 1 FIXED & 3 ADJ. SHELVES, 2 WIDE DRAWERS.....	\$3282.00 w/LOCKING DOORS
#3MM1-354	22x32½x66H 1 FIXED & 2 ADJ. SHELVES w/2 WIDE DRAWER/DOORS.	\$2562.00
#3MST-197	20x30½x12½H SIDE-BY-SIDE FILE DRAWER PEDESTAL.....	\$495.00 to install in any unit

- ALL 1" MATERIAL with SOLID BACK F4S
- 5" WHEELS with 350-LB weight capacity each (350-lbs X 4 wheels) **1,400-lbs PER UNIT**

Doors with locks only. (No locks on Drawers)

All units are available in 30 colors including 2-tone & edge treatment

LIST U.S. DOLLARS 2017

866-338-6637 | TonerQuest.com

**TONER
QUEST**
PRODUCTS FOR YOUR OFFICE

HEAVY DUTY MOBILE STORAGE UNITS

IDEAL FOR SCHOOLS, HOSPITALS & ATTORNEY'S OFFICES

Color Shown

A66 SLICED MAPLE



350

Color Shown

A66 SLICED MAPLE



351

Color Shown

A66 SLICED MAPLE



352

Color Shown

OUTSIDE: 405 BLACK
DRAWER FRONT: 420 COGNAC



197



350



351



352



197

MODEL	DIMENSIONS (inches) (D x W x H)	3MM1
#3MM1-350	22x32½x36H 1 ADJ. SHELF w/DOORS.....	\$1209.00
#3MM1-350-ND	22x32½x36H 1 ADJ. SHELF w/o DOORS.....	\$1089.00
#3MM1-351	22x32½x36H 1 FULL-WIDTH DRAWER, 1 ADJ. SHELF w/DOORS.....	\$1422.00
#3MM1-351-ND	22x32½x36H 1 FULL-WIDTH DRAWER, 1 ADJ. SHELF w/o DOORS...	\$1302.00
#3MM1-352	22x32½x36H 5 FULL-WIDTH DRAWERS.....	\$1740.00
#3MST-197	20x30½x12½H SIDE-BY-SIDE FILE DRAWER PEDESTAL..... to install in any unit	\$495.00

- ALL 1" MATERIAL with SOLID BACK F4S
- 5" WHEELS with 350-LB weight capacity each (350-lbs X 4 wheels) **1,400-lbs PER UNIT**

Doors with locks only. (No locks on Drawers)

HEAVY DUTY MOBILE STORAGE UNITS

IDEAL FOR SCHOOLS, HOSPITALS & ATTORNEY'S OFFICES



370



371

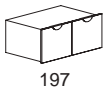
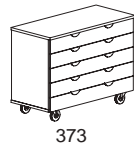
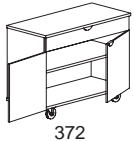
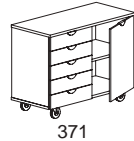
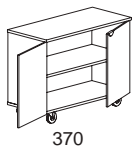


372



373

Color Shown
420 COGNAC



MODEL	DIMENSIONS (inches) (D x W x H)	3MM1
#3MM1-370	22x48x36H 1 ADJ. SHELF w/DOORS.....	\$1710.00
#3MM1-370-ND	22x48x36H 1 ADJ. SHELF w/o DOORS.....	\$1527.00
#3MM1-371	22x48x36H 5 HALF-WIDTH DRAWERS, 1 ADJ. SHELF w/DOORS.....	\$2445.00
#3MM1-371-ND	22x48x36H 5 HALF-WIDTH DRAWERS, 1 ADJ. SHELF w/o DOORS..	\$2408.00
#3MM1-372	22x48x36H 1 FULL-WIDTH DRAWER, 1 ADJ. SHELF w/DOORS.....	\$2028.00
#3MM1-372-ND	22x48x36H 1 FULL-WIDTH DRAWER, 1 ADJ. SHELF w/o DOORS....	\$1854.00
#3MM1-373	22x48x36H 5 FULL-WIDTH DRAWERS.....	\$2490.00
#3MST-197	20x30½x12½H SIDE-BY-SIDE FILE DRAWER PEDESTAL..... to install in any unit	\$495.00

- ALL 1" MATERIAL with **SOLID BACK F4S**
- 5" WHEELS with 350-LB weight capacity each (350-lbs X 4 wheels) **1,400-lbs PER UNIT**

Doors with locks only. (No locks on Drawers)

All units are available in 30 colors including 2-tone & edge treatment

LIST U.S. DOLLARS 2017

866-338-6637 | TonerQuest.com

**TONER
QUEST**
PRODUCTS FOR YOUR OFFICE

CONFERENCE ROOM

Color Shown

TOP & BASE: 196 COCO LIKATRE
EDGE & RING AROUND BASE: 421 HONEY MAPLE

3MM4
3 MILLIMETER
2" SCALLOPED EDGE



4896BCL

2" BOAT SHAPE CONFERENCE TABLE with CUBE LEG

3MM4-4896BCL 36/48x96x29H..... \$2241.00

CL4

Color Shown

TOP & FRONT: 492 ARTIC
BASE & EDGE: 580 STORM




3MM1
3 MILLIMETER
1" EDGE

1" BOAT SHAPE CONFERENCE TABLE with RECTANGLE-LEG

3MM1-48144BCL 36/48x144x29H..... \$2,053.50
WITH (3) RECTANGULAR LEGS

OPTION #PB1 POWER BAR (2-pces)..... \$2,773.50



#CL2

For more leg or Power Bar options see page 116

CONFERENCE ROOM

Color Shown

292 WENGE



3MM1
3 MILLIMETER
1" EDGE

3672R 36" x 72" RECTANGULAR TABLE WITH H LEG

Color Shown

144 CHERRY



3MM1
3 MILLIMETER
1" EDGE

4896V 48" x 96" OVAL TABLE WITH H LEG

Color Shown

140 HARD ROCK MAPLE



3MM5
3 MILLIMETER
1 5/8" FLUTED EDGE

CUSTOM CONFERENCE TABLE 60" x 144" OVAL MADE IN TWO PIECES WITH 1 5/8" TOP FLUTED EDGE AND 2 POWER BARS W/ PHONE MODEM ON 3 CUBE LEGS

All units are available in 30 colors including 2-tone & edge treatment

LIST U.S. DOLLARS 2017

866-338-6637 | TonerQuest.com

**TONER
QUEST**
PRODUCTS FOR YOUR OFFICE

TONER QUEST 2MM line (2MMP)

INQUIRE ABOUT OUR PRICING ON THE 2MMP LINE

pricing subject to change

FEATURES:

- 70 ITEMS IN 9 COLORS WITH 10 OPTIONS
- 2-TONE COLORS NO CHARGE
- FULL-EXTENSION BALL BEARING SLIDES ON ALL DRAWERS
- PACKED WITH 275-LB DOUBLE WALL CORRUGATED CARTON / STRAPPED
- FULLY ASSEMBLED



2MMP-238 30x72x29H Single ped desk B/FL
 2MMP-5005/4 24x42 Bridge & Modesty
 2MMP-218 20x72x29H Single ped desk B/FL



2MMP-239 30x72x29H Single ped desk B/B/FL
 2MMP-5005/4 24x42 Bridge & Modesty
 2MMP-268 20x72x29H Single ped desk B/B/FL
 2MMP-5072DR 15x72x32H F4S - 4 door hutch with solid back



2MMP-204 30x66 / 24x42 L-Shape B/F-B/FL



2MMP-200 30x60x29H Double ped desk B/F-B/FL
 2MMP-201 20x60x29H Double ped desk B/F-B/FL
 2MMP-5060 15x60x32H F4S Open hutch w/solid back



2MMP-240R
24x48x29H
Single ped desk B/FL



2MMP-550 20x36x29H 2-Drawer Lateral
•200-lb. capacity ball bearing slides

BOOKCASES
WITH SOLID BACK



2MMP-84BP1/1 sB 12x32x84H
2MMP-72BP1/1 sB 12x32x72H
2MMP-61BP1/1 sB 12x32x61H
2MMP-48BP1/1 sB 12x32x48H
2MMP-29BP1/1 sB 12x32x29H

BookCase with
MAsoNite BACK



2MMP-61BP1/1 12x32x61H



2MMP-42R 42"
Round Table
with X-Legs



2MMP-3672R 36 x 72 Rectangle Table



2MMP-4896V 48 x 96 Oval Table



370 MAHOGANY



336 RUM CHERRY




E57 HONEY CHERRY



140 HARD ROCK MAPLE



548 GRAY



405 BLACK



A60 ALUMINUM



W163 GREY LIKATRE



411 WHITE

FURNITURE PARTS & TABLE TOPS



open PRESENTATION MARKER BOARD #99 closed

PRESENTATION MARKER BOARD

To insert a TV monitor, please specify a depth of 8"

3MM2-99 6x48x48H..... \$984.00

OPTION TO INSTALL TACKBOARD

22" x 46" ON DOOR..... \$300.00 / each door



3MM1
3 MILLIMETER
1" EDGE

Color Shown
144 CHERRY

1" TOP ROUND TABLE with "X"-LEG

3MM1-48R 48" ROUNDx29H.....\$681.00

PEDESTAL & TABLE LEGS

MODEL	DIMENSIONS (inches) (D x W x H)	STE1	3MM1
#PL7	2½" SQUARE LEG.....	N/A.....	\$120.00
#PL7U	2½" SQUARE "U" LEG 24"W.....	N/A.....	\$450.00
#PL8	2½" SQUARE "O" LEG 30"W.....	N/A.....	\$450.00
#PL9	2½" LEFT & RIGHT METAL LEG with 4 POSITIONS modesty	N/A.....	\$330.00
#TL	24 to 36 w/10" "T"x28H "T"-LEG.....	\$150.00.....	\$195.00
#XL	24x24x28H "X"-LEG.....	\$282.00.....	\$351.00
#CL1	15x15x28H CUBE LEG(Pair).....	\$441.00.....	\$537.00
#CL2	8x20x28H RECTANGULAR LEG(Pair)..	\$441.00.....	\$537.00
#CL3	8x20x28H RECTANGULAR LEG(Pair)..	\$921.00.....	\$1014.00
#CL4	Rectangular Leg 8x20x28 (PAIR)..... (2-pces) with half ring panel on both sides	N/A.....	\$777.00

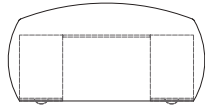
MODEL	DIMENSIONS (inches) (D x W x H)	STE1	3MM1
#506	20x15½x27H B/F OPEN TRAY MOBILE.....	N/A.....	\$513.00
#580	20x15½x20H B/FL MOBILE.....	\$438.00.....	\$513.00
#570	20x15½x27H B/B/FL MOBILE.....	\$438.00.....	\$513.00
#190	19x16 3/8x28H B/B/F PED (no top)....	\$360.00.....	\$495.00
#NY190	19x16 3/8x28H B/B/F PED (no top)...	\$630.00.....	\$735.00
#NY507	20x15½x26H OPEN/FILE on 4" LEGS.....	N/A.....	\$390.00
#NY581	20x60x20H F/B/B OPEN PED.....	\$960.00.....	\$1050.00
#585	20x72x23H B/LAT LOW CREDENZA...	\$897.00.....	\$999.00

MODEL	DIMENSIONS (inches) (D x W x H)	STE1	3MM1
#NYBL54.1	10x54x28H 2-SHELF.....	\$1050.00.....	\$1122.00
#NYBL54.2	10x54x28H 2-DOOR.....	\$1335.00.....	\$1452.00
#NYBL54.3	10x54x28H 4-DOOR.....	\$1515.00.....	\$1677.00
#NYBL54.4	10x54x28H SORTER.....	\$2055.00.....	\$2217.00
#NYBL54.5	10x54x28H 1-SHELF.....	\$840.00.....	\$891.00
#NYBL54.6	10x54x28H OPEN/4-DOOR.....	\$1515.00.....	\$1677.00

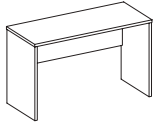
MODEL	DIMENSIONS (inches) (D x W x H)	STE1	3MM1
#NYBL30.1	10x30x28H 2-SHELF.....	\$645.00.....	\$681.00
#NYBL30.2	10x30x28H 1-DOOR.....	\$786.00.....	\$846.00
#NYBL30.3	10x30x28H 2-DOOR.....	\$876.00.....	\$960.00
#NYBL30.4	10x30x28H SORTER.....	\$1146.00.....	\$1227.00
#NYBL30.5	10x30x28H 1-SHELF.....	\$540.00.....	\$564.00
#NYBL30.6	10x30x28H 2-DOOR.....	\$876.00.....	\$960.00

SHELL DESK & CREDENZAS

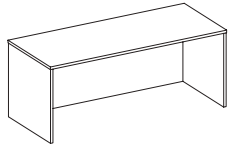
NO PEDESTAL



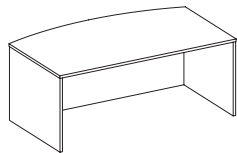
CRESCENT TOP



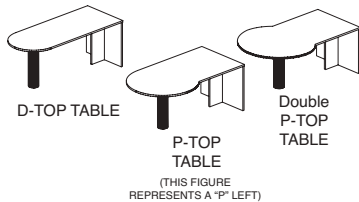
3/4 MODESTY FOR STE1



FULL MODESTY FOR 3MM



FULL MODESTY FOR 3MM

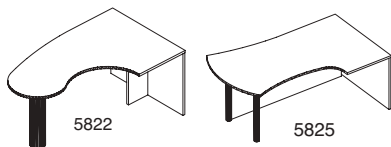


D-TOP TABLE

P-TOP TABLE

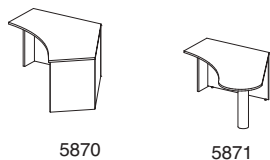
Double P-TOP TABLE

(THIS FIGURE REPRESENTS A "P" LEFT)



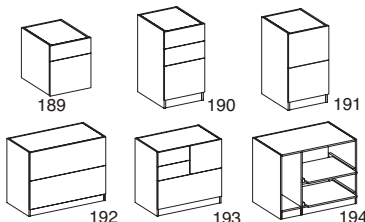
5822

5825



5870

5871



189

190

191

192

193

194

MODEL	DIMENSIONS (inches) (D x W x H)	STE1	3MST2 3MST1	3MM2 3MM1	3MM5 3MM4 3MM3
TABLE CREDENZA (SHELL)					
#SH100	20x30x29.....	\$297.00.....	N/A.....	\$312.00.....	\$435.00.....
#SH101	20x42x29 (36 to 48).....	\$357.00.....	N/A.....	\$414.00.....	\$534.00.....
#SH101.60	20x60x29.....	\$393.00.....	N/A.....	\$459.00.....	\$618.00.....
#SH101.66	20x66x29.....	\$408.00.....	N/A.....	\$480.00.....	\$660.00.....
#SH101.72	20x72x29.....	\$435.00.....	N/A.....	\$507.00.....	\$702.00.....

MODEL	DIMENSIONS (inches) (D x W x H)	STE1	3MST2 3MST1	3MM2 3MM1	3MM5 3MM4 3MM3
TABLE DESK (SHELL)					
#SH102	24x30x29.....	\$297.00.....	N/A.....	\$312.00.....	\$462.00.....
#SH103	24x42x29 (36 to 48).....	\$390.00.....	N/A.....	\$417.00.....	\$570.00.....
#SH104.60	24x60x29.....	\$435.00.....	N/A.....	\$510.00.....	\$678.00.....
#SH104.66	24x66x29.....	\$456.00.....	N/A.....	\$534.00.....	\$726.00.....
#SH104.72	24x72x29.....	\$501.00.....	N/A.....	\$564.00.....	\$789.00.....
#SH105.30	30x30x29.....	\$375.00.....	N/A.....	\$438.00.....	\$516.00.....
#SH105	30x42x29 (36 to 48).....	\$420.00.....	N/A.....	\$495.00.....	\$621.00.....
#SH106	30x60x29.....	\$480.00.....	N/A.....	\$564.00.....	\$783.00.....
#SH107	30x66x29.....	\$498.00.....	N/A.....	\$585.00.....	\$846.00.....
#SH107.72	30x72x29.....	\$525.00.....	N/A.....	\$621.00.....	\$891.00.....
#SH108	36x72x29.....	\$579.00.....	N/A.....	\$684.00.....	\$1011.00.....
#SH107BT	30/36x66x29 BOW TOP.....	\$678.00.....	N/A.....	\$765.00.....	\$1026.00.....
#SH107.7BT	30/36x72x29 BOW TOP.....	\$705.00.....	N/A.....	\$801.00.....	\$1077.00.....
#SH108BT	36/42x72x29 BOW TOP.....	\$759.00.....	N/A.....	\$864.00.....	\$1191.00.....

MODEL	DIMENSIONS (inches) (D x W x H)	STE1	3MST2 3MST1	3MM2 3MM1	3MM5 3MM4 3MM3
PENINSULA TABLES					
#5000	30x60 D-TOP TABLE.....	\$504.00.....	N/A.....	\$630.00.....	\$810.00.....
#5020	30x72 D-TOP TABLE.....	\$561.00.....	N/A.....	\$675.00.....	\$885.00.....
#5030	36x72 D-TOP TABLE.....	\$576.00.....	N/A.....	\$747.00.....	\$1011.00.....
#5820	36/42x72 P-TOP TABLE.....	\$681.00.....	N/A.....	\$876.00.....	\$1173.00.....
#5821	36/48x72 DOUBLE P-TOP TABLE.....	\$693.00.....	N/A.....	\$951.00.....	\$1293.00.....
#5822	40/24x66 CURVED PENINSULA..	\$702.00.....	N/A.....	\$996.00.....	\$1386.00.....
#5825	48/42x72 CURVED PENINSULA..	\$702.00.....	N/A.....	\$996.00.....	\$1386.00.....

#5870	24x72/60x24x29H BOOMERANG.....	N/A.....	N/A.....	\$1350.00.....	\$2100.00.....
	curved to the right w/closed square end				
#5871	24x72/60x24x29H BOOMERANG.....	N/A.....	N/A.....	\$1560.00.....	\$2295.00.....
	curved to the right w/round corners & 6" black post leg incl.				

* P on (R) or (L) viewed from front of "T"-leg & not from front of "P"

MODEL	DIMENSIONS (inches) (D x W x H)	STE1	3MST2 3MST1	3MM2 3MM1	3MM5 3MM4 3MM3
OPTION PEDESTALS TO INSTALL (WITH NO TOP, NO BACK, NO LOCK)					
#189	19x16 ³ / ₈ x18 B/F PED.....	\$258.00.....	\$285.00.....	\$375.00.....	N/A.....
#190	19x16 ³ / ₈ x28 B/B/F PED.....	\$360.00.....	\$390.00.....	\$495.00.....	N/A.....
#191	19x16 ³ / ₈ x28 F/F PED.....	\$360.00.....	\$390.00.....	\$495.00.....	N/A.....
#192	19x36x28 L/L PED.....	\$636.00.....	N/A.....	\$780.00.....	N/A.....
#193	19x30x28 MULTI-FILE.....	\$852.00.....	N/A.....	\$1095.00.....	N/A.....
#194	24x36x28 Tower w/2 roll-out trays..	\$579.00.....	N/A.....	\$768.00.....	N/A.....

• ALL SHELLS COME 2 PIECES PER PACK

AN ENTIRE LINE OF OPTIONS (see pages 116 & 117)

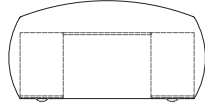
All units are available in 30 colors including 2-tone & edge treatment

LIST U.S. DOLLARS 2017

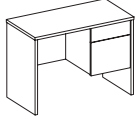
866-338-6637 | TonerQuest.com

SINGLE PEDESTAL DESK & CREDENZAS

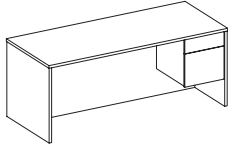
ONE LOCKING PEDESTAL STANDARD



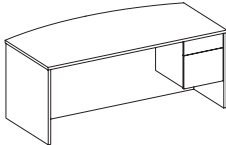
CRESCENT TOP



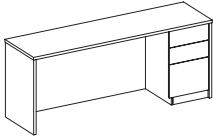
3/4 Modesty on STE1 & 3MST



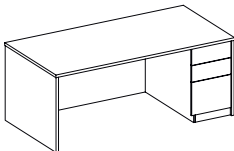
Full Modesty on 3MM



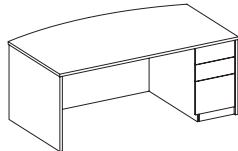
Full Modesty on 3MM



Full Modesty on 3MM & STE1



Full Modesty on 3MM & STE1



Full Modesty on 3MM & STE1

MODEL	DIMENSIONS (inches) (D x W x H)	STE1	3MST2 3MST1	3MM2 3MM1	3MM5 3MM4 3MM3
-------	------------------------------------	------	----------------	--------------	----------------------

SINGLE PEDESTAL CREDENZAS B/FL (L) or (R)

#220	20x40x29 (up to 48)	\$480.00	\$510.00	\$642.00	\$762.00
#216	20x60x29	\$597.00	\$627.00	\$738.00	\$888.00
#217	20x66x29	\$681.00	\$756.00	\$798.00	\$966.00
#218	20x72x29	\$696.00	\$774.00	\$855.00	\$1065.00

SINGLE PEDESTAL DESKS B/FL (L) or (R)

#240	24x40x29 (up to 48)	\$480.00	\$510.00	\$690.00	\$825.00
#231	24x60x29	\$597.00	\$627.00	\$801.00	\$981.00
#232	24x66x29	\$681.00	\$756.00	\$888.00	\$1062.00
#233	24x72x29	\$696.00	\$774.00	\$918.00	\$1173.00
#245	30x45x29 (up to 48)	\$504.00	\$534.00	\$714.00	\$909.00
#206	30x60x29	\$597.00	\$627.00	\$801.00	\$1035.00
#207	30x66x29	\$681.00	\$756.00	\$888.00	\$1122.00
#238	30x72x29	\$696.00	\$774.00	\$918.00	\$1239.00
#208	36x72x29	\$753.00	\$831.00	\$978.00	\$1362.00

BOW TOP B/FL (L) or (R) OR CRESCENT TOP

#207BT	30/36x66x29 BOW TOP	\$861.00	\$936.00	\$1068.00	\$1302.00
#238BT	30/36x72x29 BOW TOP	\$876.00	\$954.00	\$1098.00	\$1419.00
#208BT	36/42x72x29 BOW TOP	\$933.00	\$1011.00	\$1158.00	\$1542.00

SINGLE PEDESTAL CREDENZAS B/B/FL (L) or (R)

#258	20x60x29	\$708.00	\$786.00	\$924.00	\$1089.00
#264	20x66x29	\$726.00	\$807.00	\$948.00	\$1122.00
#268	20x72x29	\$750.00	\$831.00	\$963.00	\$1185.00

SINGLE PEDESTAL DESKS B/B/FL (L) or (R)

#234	24x40x29 (up to 48)	\$657.00	\$687.00	\$834.00	\$1053.00
#235	24x60x29	\$753.00	\$828.00	\$963.00	\$1149.00
#236	24x66x29	\$812.00	\$903.00	\$1065.00	\$1215.00
#237	24x72x29	\$888.00	\$1023.00	\$1161.00	\$1251.00
#249	30x45x29 (up to 48)	\$687.00	\$720.00	\$849.00	\$1059.00
#259	30x60x29	\$753.00	\$828.00	\$963.00	\$1182.00
#265	30x66x29	\$813.00	\$903.00	\$1065.00	\$1287.00
#239	30x72x29	\$888.00	\$1023.00	\$1161.00	\$1401.00
#269	36x72x29	\$972.00	\$1080.00	\$1269.00	\$1521.00

BOW TOP B/B/FL (L) or (R) OR CRESCENT TOP

#265BT	30/36x66x29 BOW TOP	\$993.00	\$1083.00	\$1245.00	\$1467.00
#239BT	30/36x72x29 BOW TOP	\$1068.00	\$1203.00	\$1341.00	\$1581.00
#269BT	36/42x72x29 BOW TOP	\$1152.00	\$1260.00	\$1449.00	\$1701.00

FOR STE1 LINE, END PANELS ARE PACKED ON TOP OF DESK

FOR MANHATTAN SERIES (MAN?), SEE PAGE 95

CRESCENT TOP SAME PRICE AS BOW TOP

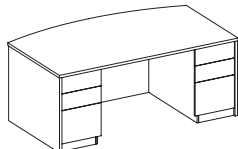
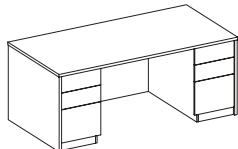
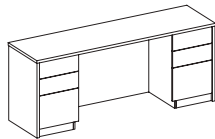
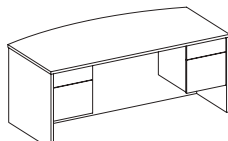
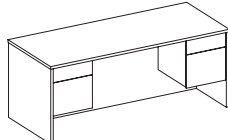
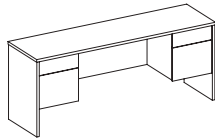
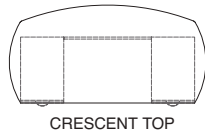
FOR NEW YORKER'S SERIES (NY3M), SEE PAGE 96/97

- OPTION 1 #10
- OPTION 2 #20
- OPTION 3 #91
- OPTION 5 #BT
- OPTION 6 #2" or 15/8"
- OPTION 7 #X
- OPTION 14 #X
- OPTION 21 #LH (1 to 7)
- OPTION 36 #PB3
- OPTION 37 #TC
- OPTION 38 #DT
- OPTION 42 #GM

- KEYBOARD STE1 = \$84.00 3MM = \$105.00
- CENTER DRAWER STE1 = \$105.00 3MM = \$135.00
- GROMMET = \$15.00
- BOW TOP - 6" DEEPER AT BOW CENTER i.e. 36x72 - 36 BOW TO 42 = \$180.00
- 2" or 15/8" TOP - ALL 2" TOPS HAVE ROUNDED CORNERS=\$21.00 sq.ft. on top of 3MM1 Price CHANGING EACH B/B/F TO F/F, ADD \$30.00 FOR STE1 ONLY
- FULL MODESTY IN DESK OR RETURN FOR: STE1, ADD \$90.00 3MST, ADD \$45.00
- LATERAL HANDLES \$9.00 / EACH for #1, #2, #3 \$12.00 / EACH for #4, #5, #6, #7
- POWER BAR 4 1/8" round, 3 outlets 2 phone/modem jack grommet hideaway = \$300.00
- TOWER COMPARTMENT 10x21" TO 28"H (1 side only) STE1 = \$90.00 3MM = \$120.00
- 1 DOOR FOR TOWER STE1 = \$75.00 3MM = \$99.00
- GRILL MODESTY for half modesty = \$300.00

DOUBLE PEDESTAL DESK & CREDENZAS

ONE LOCKING PEDESTAL (ON RIGHT SIDE) STANDARD



MODEL	DIMENSIONS (inches) (D x W x H)	STE1	3MST2 3MST1	3MM2 3MM1	3MM5 3MM4 3MM3
-------	------------------------------------	------	----------------	--------------	----------------------

DOUBLE PEDESTAL CREDENZAS B/F-B/FL

#201	20x60x29	\$681.00	\$720.00	\$942.00	\$1113.00
#222	20x66x29	\$741.00	\$870.00	\$1020.00	\$1188.00
#211	20x72x29	\$807.00	\$948.00	\$1116.00	\$1263.00

DOUBLE PEDESTAL DESKS B/F-B/FL

#214	24x54x29	\$657.00	\$720.00	\$909.00	\$1113.00
#291	24x60x29	\$681.00	\$720.00	\$942.00	\$1149.00
#292	24x66x29	\$738.00	\$876.00	\$1020.00	\$1227.00
#293	24x72x29	\$807.00	\$948.00	\$1116.00	\$1305.00

#200	30x60x29	\$681.00	\$732.00	\$942.00	\$1200.00
#212	30x66x29	\$738.00	\$873.00	\$1020.00	\$1290.00
#219	30x72x29	\$807.00	\$948.00	\$1116.00	\$1368.00
#210	36x72x29	\$822.00	\$1026.00	\$1209.00	\$1503.00

BOW TOP B/F-B/FL OR CRESCENT TOP

#212BT	30/36x66x29 BOW TOP	\$918.00	\$1053.00	\$1200.00	\$1470.00
#219BT	30/36x72x29 BOW TOP	\$987.00	\$1128.00	\$1296.00	\$1548.00
#210BT	36/42x72x29 BOW TOP	\$1002.00	\$1206.00	\$1389.00	\$1683.00

DOUBLE PEDESTAL CREDENZAS B/B/F-B/B/FL

#261	20x60x29	\$879.00	\$909.00	\$1326.00	\$1476.00
#267	20x66x29	\$1017.00	\$1074.00	\$1329.00	\$1503.00
#279	20x72x29	\$1029.00	\$1143.00	\$1341.00	\$1539.00

DOUBLE PEDESTAL DESKS B/B/F-B/B/FL

#294	24x54x29	\$879.00	\$909.00	\$1311.00	\$1476.00
#295	24x60x29	\$879.00	\$909.00	\$1311.00	\$1476.00
#296	24x66x29	\$1044.00	\$1074.00	\$1404.00	\$1539.00
#297	24x72x29	\$1116.00	\$1146.00	\$1500.00	\$1605.00

#260	30x60x29	\$1002.00	\$1107.00	\$1311.00	\$1476.00
#266	30x66x29	\$1074.00	\$1194.00	\$1404.00	\$1539.00
#274	30x72x29	\$1146.00	\$1272.00	\$1500.00	\$1605.00
#281	36x72x29	\$1218.00	\$1359.00	\$1596.00	\$1731.00

BOW TOP B/B/F-B/B/FL OR CRESCENT TOP

#266BT	30/36x66x29 BOW TOP	\$1254.00	\$1374.00	\$1584.00	\$1719.00
#274BT	30/36x72x29 BOW TOP	\$1326.00	\$1452.00	\$1680.00	\$1785.00
#281BT	36/42x72x29 BOW TOP	\$1398.00	\$1539.00	\$1776.00	\$1911.00

■ FOR STE1 LINE, END PANELS ARE PACKED ON TOP OF DESK

FOR MANHATTAN SERIES (MAN?), SEE PAGE 95

■ CRESCENT TOP SAME PRICE AS BOW TOP

FOR NEW YORKER'S SERIES (NY3M), SEE PAGE 96/97

- OPTION 1 #10
 - OPTION 2 #20
 - OPTION 3 #91
 - OPTION 4 #12
 - OPTION 5 #BT
 - OPTION 6 #2" or 15/8"
 - OPTION 7 #X
 - OPTION 14 #X
 - OPTION 15 #11
 - OPTION 21 #LH (1 to 7)
 - OPTION 36 #PB3
 - OPTION 42 #GM
- KEYBOARD** STE1 = \$84.00 3MM = \$105.00
CENTER DRAWER STE1 = \$105.00 3MM = \$135.00
GROMMET = \$15.00
LOCK FOR B/F = \$18.00 #13 **LOCK FOR B/B/F** = \$27.00 #15 **LOCK FOR DOOR** = \$27.00
BOW TOP – 6" DEEPER AT BOW CENTER i.e. 36x72 – 36 BOW TO 42 = \$180.00
2" or 15/8" TOP – ALL 2" TOPS HAVE ROUNDED CORNERS=\$21.00 sq.ft. on top of 3MM1 Price
CHANGING EACH B/B/F TO F/F, ADD \$30.00 FOR STE1 ONLY
FULL MODESTY IN DESK OR RETURN FOR: STE1, ADD \$90.00 3MST, ADD \$45.00
CREDENZA DOORS STE1 = \$240.00 3MM = \$300.00
LATERAL HANDLES \$9.00 / EACH for #1, #2, #3 \$12.00 / EACH for #4, #5, #6, #7
POWER BAR 4 1/8" round, 3 outlets 2 phone/modem jack grommet hideaway = \$300.00
GRILL MODESTY for half modesty = \$300.00

SHELL RETURNS/BRIDGES

NO PEDESTAL

MODEL	DIMENSIONS (inches) (D x W x H)	STE1	3MST2 3MST1	3MM2 3MM1	3MM5 3MM4 3MM3
-------	------------------------------------	------	----------------	--------------	----------------------

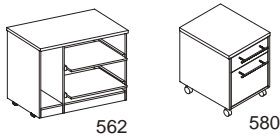
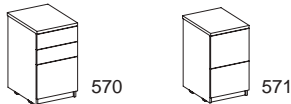
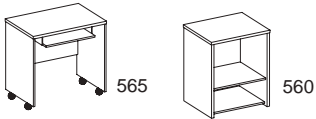
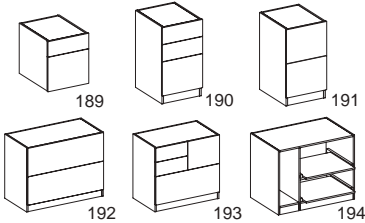
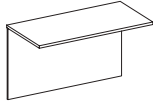


TABLE RETURNS (SHELL) SPECIFY "L" (FULL LEG LEFT) or "R" (FULL LEG RIGHT)

#RE100	20x30x29.....	\$297.00.....	N/A.....	\$312.00.....	\$435.00.....
#RE101	20x42x29 (36 to 48).....	\$357.00.....	N/A.....	\$414.00.....	\$534.00.....
#RE101.54	20x54x29 (up to 60).....	\$393.00.....	N/A.....	\$459.00.....	\$618.00.....
#RE101.66	20x66x29.....	\$408.00.....	N/A.....	\$480.00.....	\$660.00.....
#RE101.72	20x72x29.....	\$435.00.....	N/A.....	\$507.00.....	\$702.00.....
#RE102	24x30x29.....	\$297.00.....	N/A.....	\$312.00.....	\$462.00.....
#RE103	24x42x29 (36 to 48).....	\$390.00.....	N/A.....	\$417.00.....	\$570.00.....
#RE104.60	24x60x29.....	\$435.00.....	N/A.....	\$510.00.....	\$678.00.....
#RE104.66	24x66x29.....	\$456.00.....	N/A.....	\$534.00.....	\$726.00.....
#RE104.72	24x72x29.....	\$501.00.....	N/A.....	\$564.00.....	\$789.00.....
#RE105.30	30x30x29.....	\$375.00.....	N/A.....	\$438.00.....	\$516.00.....
#RE105	30x42x29 (36 to 48).....	\$420.00.....	N/A.....	\$495.00.....	\$621.00.....
#RE106	30x60x29.....	\$480.00.....	N/A.....	\$564.00.....	\$783.00.....
#RE107	30x66x29.....	\$498.00.....	N/A.....	\$585.00.....	\$846.00.....
#RE107.72	30x72x29.....	\$525.00.....	N/A.....	\$621.00.....	\$897.00.....
#RE108	36x72x29.....	\$579.00.....	N/A.....	\$684.00.....	\$1011.00.....

BRIDGES & MODESTIES

#5003/4	20x48 / 48 1/4x28 (36 to 48)	\$279.00.....	N/A.....	\$345.00.....	\$453.00.....
#5005/4	24x48 / 48 1/4x28 (36 to 48)	\$300.00.....	N/A.....	\$357.00.....	\$501.00.....

OPTION PEDESTALS TO INSTALL (NO TOP, NO BACK, NO LOCK)

#189	19x16 3/8x18 B/F PED (no top)	\$258.00.....	\$285.00.....	\$375.00.....	N/A.....
#190	19x16 3/8x28 B/B/F PED (no top)	\$360.00.....	\$390.00.....	\$495.00.....	N/A.....
#191	19x16 3/8x28 F/F PED (no top)	\$360.00.....	\$390.00.....	\$495.00.....	N/A.....
#192	19x36x28 L/L PED (no top)	\$636.00.....	N/A.....	\$780.00.....	N/A.....
#193	19x30x28 MULTI-FILE (no top)	\$852.00.....	N/A.....	\$1095.00.....	N/A.....
#194	24x36x28 TOWER w/2 Roll-out trays (no top)	\$579.00.....	N/A.....	\$768.00.....	N/A.....

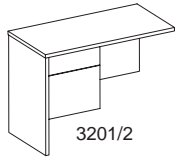
OFFICE UTENSILS

#560	PRINTING TABLE 20x24x29H.....	\$294.00.....	N/A.....	\$360.00.....	N/A.....
#565	MOBILE TYPING TABLE..... 20x30x29H	\$360.00.....	N/A.....	\$426.00.....	N/A.....
#570	MOBILE ON WHEELS..... 20x15 1/2x27H B/B/FL (LOCKING)	\$438.00.....	N/A.....	\$513.00.....	N/A.....
#571	MOBILE ON WHEELS..... 20x15 1/2x27H F/FL (LOCKING)	\$438.00.....	N/A.....	\$513.00.....	N/A.....
#580	MOBILE ON WHEELS..... 20x15 1/2x20H B/FL (LOCKING) with 10" handle	\$438.00.....	N/A.....	\$513.00.....	\$564.00.....
#562	MOBILE ON WHEELS..... 24x36x27H TOWER W/2 ROLL-OUT TRAYS	\$576.00.....	N/A.....	\$771.00.....	N/A.....

- RETURNS WIDER THAN 49" COME WITH HALF LEG
- ALL SHELL RETURNS COME 2 PIECES PER PACK

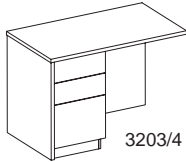
• OPTION 1 #10	KEYBOARD	STE1 = \$84.00	3MM = \$105.00
• OPTION 2 #20	CENTER DRAWER	STE1 = \$105.00	3MM = \$135.00
• OPTION 3 #91	GROMMET	= \$15.00	
• OPTION 4 #12	LOCK FOR B/F = \$18.00	#13 LOCK FOR B/B/F = \$27.00	#15 LOCK FOR DOOR = \$27.00
• OPTION 5 #BT	BOW TOP - 6" DEEPER AT BOW CENTER i.e. 36x72 - 36 BOW TO 42 = \$180.00		
• OPTION 6 #2" or 15/8"	2" or 15/8" TOP - ALL 2" TOPS HAVE ROUNDED CORNERS=\$21.00 sq.ft. on top of 3MM1	Price	
• OPTION 13 #X	FULL MODESTY IN SHELL FOR STE1, ADD \$45.00		
• OPTION 21 #LH (1 to 7)	LATERAL HANDLES \$9.00 / EACH for #1, #2, #3 \$12.00 / EACH for #4, #5, #6, #7		
• OPTION 36 #PB3	POWER BAR 4 1/8" round, 3 outlets 2 phone/modem jack grommet hideaway = \$300.00		
• OPTION 37 #TC	TOWER COMPARTMENT 10x21" TO 28"H (1 side only) STE1 = \$90.00 3MM = \$120.00		
• OPTION 38 #DT	1 DOOR FOR TOWER STE1 = \$75.00 3MM = \$99.00		
• OPTION 42 #GM	GRILL MODESTY for half modesty = \$300.00		

RETURNS WITH PEDESTAL, NO LOCK



3201/2

Full Modesty on 3MM



3203/4

Full Modesty on 3MM & STE1

MODEL	DIMENSIONS (inches) (D x W x H)	STE1	3MST2 3MST1	3MM2 3MM1	3MM5 3MM4 3MM3
-------	------------------------------------	------	----------------	--------------	----------------------

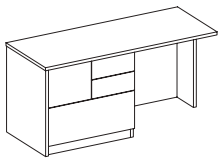
B/F PEDESTAL (NO LOCK)

#3201	20x40x29 B/F RETURN (36 to 48)	\$396.00	\$498.00	\$582.00	\$756.00
#3202	24x42x29 B/F RETURN (36 to 48)	\$435.00	\$540.00	\$633.00	\$789.00

B/B/F PEDESTAL (NO LOCK)

#3203	20x40x29 B/B/F RETURN (36 to 48)	\$537.00	\$633.00	\$741.00	\$894.00
#3204	24x42x29 B/B/F RETURN (36 to 48)	\$570.00	\$672.00	\$792.00	\$960.00

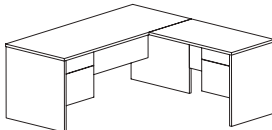
RETURNS MULTI-FILE PEDESTALS, WITH LOCK



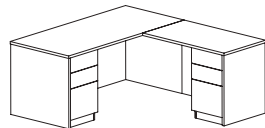
3256-57-58-59

MODEL	DIMENSIONS (inches) (D x W x H)	STE1	3MST2 3MST1	3MM2 3MM1	3MM5 3MM4 3MM3
#3256	20x60x29 MULTI-FILE RETURN, 1/2leg (L or R)	\$1254.00	N/A	\$1470.00	\$1632.00
#3257	24x60x29 MULTI-FILE RETURN, 1/2leg (L or R)	\$1296.00	N/A	\$1521.00	\$1692.00
#3258	20x72x29 MULTI-FILE RETURN, 1/2leg (L or R)	\$1272.00	N/A	\$1518.00	\$1716.00
#3259	24x72x29 MULTI-FILE RETURN, 1/2leg (L or R)	\$1365.00	N/A	\$1575.00	\$1806.00

"L" SHAPE DESK



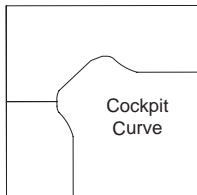
Full Modesty on 3MM



MODEL	DIMENSIONS (inches) (D x W x H)	STE1	3MST2 3MST1	3MM2 3MM1	3MM5 3MM4 3MM3
-------	------------------------------------	------	----------------	--------------	----------------------

SINGLE PEDESTAL B/FL MAIN WITH A B/F RETURN (2 PIECES)

#203	30x60 B/FL 20x40 B/F RETURN	\$993.00	\$1125.00	\$1383.00	\$1791.00
#204	30x66 B/FL 24x42 B/F RETURN	\$1116.00	\$1296.00	\$1521.00	\$1911.00
#205	36x72 B/FL 24x42 B/F RETURN	\$1188.00	\$1371.00	\$1611.00	\$2151.00
#203FP	30x60 B/B/FL 20x40 B/B/F RETURN	\$1290.00	\$1461.00	\$1704.00	\$2076.00
#204FP	30x66 B/B/FL 24x42 B/B/F RETURN	\$1383.00	\$1575.00	\$1857.00	\$2247.00
#205FP	36x72 B/B/FL 24x42 B/B/F RETURN	\$1542.00	\$1752.00	\$2061.00	\$2481.00



Cockpit Curve

**** TO CURVE THE TOP OF #3201-2-3-4 TO GO WITH EXTENDED CORNERS (PAGE 75) FOR COCKPIT CURVE, ADD \$120.00**

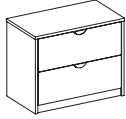
- OPTION OF (L) LEFT OR (R) RIGHT RETURN
- FOR STE1 LINE, END PANELS ARE PACKED ON TOP OF DESK

• OPTION 1 #10	KEYBOARD	STE1 = \$84.00	3MM = \$105.00
• OPTION 2 #20	CENTER DRAWER	STE1 = \$105.00	3MM = \$135.00
• OPTION 3 #91	GROMMET	= \$15.00	
• OPTION 4 #12	LOCK FOR B/F	= \$18.00	#13 LOCK FOR B/B/F = \$27.00 #15 LOCK FOR DOOR = \$27.00
• OPTION 5 #BT	BOW TOP - 6" DEEPER AT BOW CENTER	i.e. 36x72 - 36 BOW TO 42 = \$180.00	
• OPTION 6 #2" or 15/8"	2" or 15/8" TOP - ALL 2" TOPS HAVE ROUNDED CORNERS	= \$21.00 sq.ft. on top of 3MM1 Price	
• OPTION 7 #X	CHANGING EACH B/B/F TO F/F	ADD \$30.00 FOR STE1 ONLY	
• OPTION 14 #X	FULL MODESTY IN DESK OR RETURN FOR:	STE1, ADD \$90.00	3MST, ADD \$45.00
• OPTION 21 #LH (1 to 7)	LATERAL HANDLES	\$9.00 / EACH for #1, #2, #3	\$12.00 / EACH for #4, #5, #6, #7
• OPTION 36 #PB3	POWER BAR	4 1/8" round, 3 outlets 2 phone/modem jack grommet hideaway = \$300.00	
• OPTION 42 #GM	GRILL MODESTY	for half modesty = \$300.00	

LATERAL FILES

MODEL	DIMENSIONS (inches) (D x W x H)	STE1	3MST2 3MST1	3MM2 3MM1	3MM5 3MM4 3MM3
-------	------------------------------------	------	----------------	--------------	----------------------

2-DRAWER LATERAL FILES



551/550/552/553

#551	20x30x29 2-Drawer Lateral w/lock.....	\$660.00.....	N/A.....	\$789.00.....	\$894.00
#550	20x36x29 2-Drawer Lateral w/lock.....	\$693.00.....	N/A.....	\$831.00.....	\$942.00
#552	24x30x29 2-Drawer Lateral w/lock.....	\$738.00.....	N/A.....	\$834.00.....	\$990.00
#553	24x36x29 2-Drawer Lateral w/lock.....	\$771.00.....	N/A.....	\$879.00.....	\$1035.00



568/566/578/576

3-DRAWER LATERAL FILES

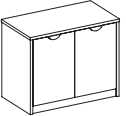
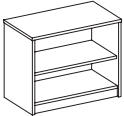
#568	20x30x43½ 3-Drawer Lateral w/lock...	\$1017.00.....	N/A.....	\$1197.00.....	\$1362.00
#566	20x36x43½ 3-Drawer Lateral w/lock....	\$1125.00.....	N/A.....	\$1251.00.....	\$1413.00
#578	24x30x43½ 3-Drawer Lateral w/lock...	\$1218.00.....	N/A.....	\$1356.00.....	\$1476.00
#576	24x36x43½ 3-Drawer Lateral w/lock....	\$1269.00.....	N/A.....	\$1407.00.....	\$1572.00



569/567/579/577

4-DRAWER LATERAL FILES

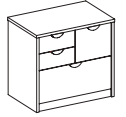
#569	20x30x56 4-Drawer Lateral w/lock.....	\$1437.00.....	N/A.....	\$1593.00.....	\$1713.00
#567	20x36x56 4-Drawer Lateral w/lock.....	\$1503.00.....	N/A.....	\$1668.00.....	\$1782.00
#579	24x30x56 4-Drawer Lateral w/lock.....	\$1605.00.....	N/A.....	\$1779.00.....	\$1896.00
#577	24x36x56 4-Drawer Lateral w/lock.....	\$1671.00.....	N/A.....	\$1848.00.....	\$1968.00



554/555/556/557

STORAGE UNITS (without doors, deduct \$45.00)

#554	20x30x29 2-Door Storage w/lock.....	\$510.00.....	N/A.....	\$675.00.....	\$735.00
#555	20x36x29 2-Door Storage w/lock.....	\$546.00.....	N/A.....	\$723.00.....	\$792.00
#556	24x30x29 2-Door Storage w/lock.....	\$588.00.....	N/A.....	\$708.00.....	\$849.00
#557	24x36x29 2-Door Storage w/lock.....	\$624.00.....	N/A.....	\$759.00.....	\$909.00



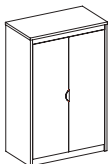
558/559

MULTI-FILES

#558	20x31½x29H MULTI-FILE	\$897.00.....	N/A.....	\$1146.00.....	\$1212.00
#559	24x31½x29H MULTI-FILE	\$1035.00.....	N/A.....	\$1290.00.....	\$1356.00



540/542



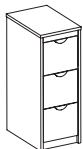
543/544

2-DOOR/2-DRAWER LATERALS

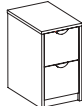
#540	20x36x56H 2-Door/2-Drawer	\$1350.00.....	N/A.....	\$1500.00.....	\$1620.00
#542	24x36x56H 2-Door/2-Drawer	\$1512.00.....	N/A.....	\$1686.00.....	\$1803.00

2-DOOR STORAGE

#543	20x36x56H 2-Door Storage	\$1011.00.....	N/A.....	\$1146.00.....	\$1257.00
#544	24x36x56H 2-Door Storage	\$1113.00.....	N/A.....	\$1248.00.....	\$1293.00



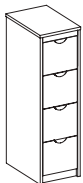
521
524



518
519

VERTICAL FILES, ALL 1" MATERIAL (letter or legal)

#518	24x16 3/8x29 2-Drawer letter w/lock.	\$522.00.....	N/A.....	\$567.00.....	\$801.00
#521	24x16 3/8x43½ 3-Drawer letter w/lock ..	\$795.00.....	N/A.....	\$855.00.....	\$1143.00
#522	24x16 3/8x56 4-Drawer letter w/lock ..	\$1008.00.....	N/A.....	\$1128.00.....	\$1488.00
#519	24x19 3/8x29 2-Drawer legal w/lock ..	\$711.00.....	N/A.....	\$792.00.....	\$903.00
#524	24x19 3/8x43½ 3-Drawer legal w/lock ..	\$1020.00.....	N/A.....	\$1134.00.....	\$1248.00
#525	24x19 3/8x56 4-Drawer legal w/lock ..	\$1329.00.....	N/A.....	\$1479.00.....	\$1590.00



522
525

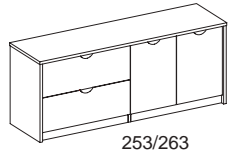


520
523

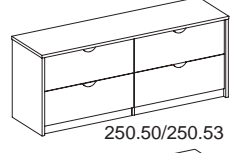
#520	24x16 3/8x43½ 2-Drawer/ Open w/lock.	\$834.00.....	N/A.....	\$927.00.....	\$1041.00
#523	24x19 3/8x43½ 2-Drawer/ Open w/lock.	\$927.00.....	N/A.....	\$1029.00.....	\$1143.00

**** ALL LATERAL DRAWER SLIDES HAVE 200-lbs. WEIGHT CAPACITY**
**** 3 & 4-DRAWER LATERALS COME WITH ANTI-TIP LOCKS**

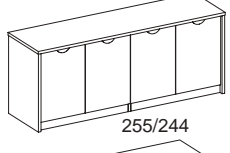
LATERAL FILES & CREDENZAS



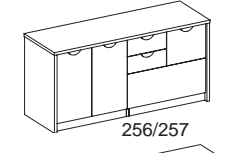
253/263



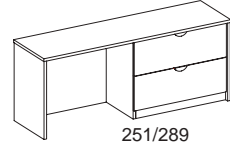
250.50/250.53



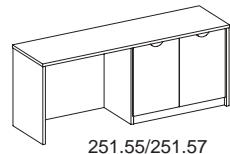
255/244



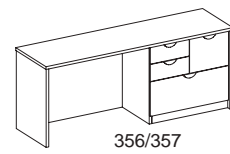
256/257



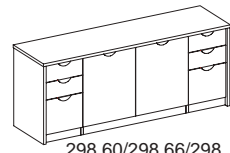
251/289



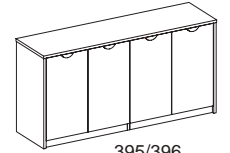
251.55/251.57



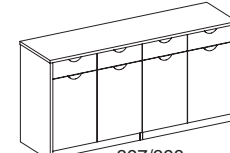
356/357
358/359



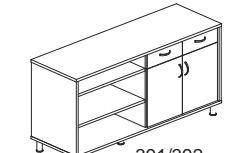
298.60/298.66/298



395/396



397/398



391/392

MODEL	DIMENSIONS (inches) (D x W x H)	STE1	3MST2 3MST1	3MM2 3MM1	3MM5 3MM4 3MM3
#250	20x72x29 2-Drawer Lateral..... 2-Door Storage w/locks	\$1263.00.....	N/A.....	\$1533.00.....	\$1716.00
#263	24x72x29 2-Drawer Lateral..... 2-Door Storage w/locks	\$1386.00.....	N/A.....	\$1656.00.....	\$1944.00
#250.50	20x72x29 2-Drawer Lateral Left..... 2-Drawer Lateral Right	\$1392.00.....	N/A.....	\$1662.00.....	\$1779.00
#250.53	24x72x29 2-Drawer Lateral Left..... 2-Drawer Lateral Right	\$1542.00.....	N/A.....	\$1758.00.....	\$2070.00
#255	20x72x29 4-Door Storage w/locks.....	\$1113.00.....	N/A.....	\$1464.00.....	\$1611.00
#244	24x72x29 4-Door Storage w/locks.....	\$1248.00.....	N/A.....	\$1521.00.....	\$1818.00
#256	20x60x29 B/B/F Lateral..... 2-Door Storage w/locks	\$1893.00.....	N/A.....	\$1821.00.....	\$1947.00
#257	24x60x29 B/B/F Lateral..... 2-Door Storage w/locks	\$1698.00.....	N/A.....	\$1998.00.....	\$2205.00
#251	20x72x29 2-Drawer 36" Lateral..... Single ped Credenza (L) or (R) w/lock	\$1080.00.....	N/A.....	\$1269.00.....	\$1515.00
#289	24x72x29 2-Drawer 36" Lateral..... Single ped Credenza (L) or (R) w/lock	\$1110.00.....	N/A.....	\$1305.00.....	\$1596.00
#251.55	20x72x29 2-Door 36" Storage..... Single ped Credenza (L) or (R) w/lock	\$846.00.....	N/A.....	\$996.00.....	\$1233.00
#251.57	24x72x29 2-Door 36" Storage..... Single ped Credenza (L) or (R) w/lock	\$876.00.....	N/A.....	\$1026.00.....	\$1311.00
#356	20x60x29 Multi-file 30"..... Single ped Credenza (L) or (R) w/lock	\$1254.00.....	N/A.....	\$1470.00.....	\$1632.00
#357	24x60x29 Multi-file 30"..... Single ped Credenza (L) or (R) w/lock	\$1296.00.....	N/A.....	\$1521.00.....	\$1692.00
#358	20x72x29 Multi-file 30"..... Single ped Credenza (L) or (R) w/lock	\$1272.00.....	N/A.....	\$1518.00.....	\$1716.00
#359	24x72x29 Multi-file 30"..... Single ped Credenza (L) or (R) w/lock	\$1365.00.....	N/A.....	\$1575.00.....	\$1806.00
#298.60	20x60x29 B/B/F-Door-B/B/FL Credenza...	\$1305.00.....	N/A.....	\$1689.00.....	\$1836.00
#298.66	20x66x29 B/B/F-Door-B/B/FL Credenza...	\$1308.00.....	N/A.....	\$1692.00.....	\$1869.00
#298	20x72x29 B/B/F-Door-B/B/FL Credenza...	\$1323.00.....	N/A.....	\$1707.00.....	\$1902.00
#298.64	24x60x29 B/B/F-Door-B/B/FL Credenza...	\$1296.00.....	N/A.....	\$1677.00.....	\$1836.00
#298.26	24x66x29 B/B/F-Door-B/B/FL Credenza...	\$1368.00.....	N/A.....	\$1767.00.....	\$1902.00
#298.24	24x72x29 B/B/F-Door-B/B/FL Credenza...	\$1440.00.....	N/A.....	\$1866.00.....	\$1968.00

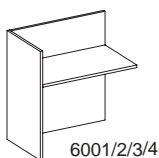
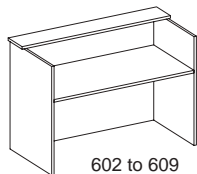
BUFFET-HEIGHT CREDENZA

MODEL	DIMENSIONS (inches) (D x W x H)	STE1	3MST2 3MST1	3MM2 3MM1	3MM5 3MM4 3MM3
#395	20x72x36 4-Door Credenza w/lock.....	\$1233.00.....	N/A.....	\$1584.00.....	\$1731.00
#396	24x72x36 4-Door Credenza w/lock.....	\$1290.00.....	N/A.....	\$1641.00.....	\$1812.00
#397	20x72x36 4-Drawer Top..... 4-Door Bottom Credenza w/lock	\$1854.00.....	N/A.....	\$2262.00.....	\$2406.00
#398	24x72x36 4-Drawer Top..... 4-Door Bottom Credenza w/lock	\$2034.00.....	N/A.....	\$2502.00.....	\$2676.00
#391 (R or L)	20x72x36 2-Drawer Top..... 2-Door Bottom Bookcase Credenza w/lock	\$1560.00.....	N/A.....	\$1920.00.....	\$2130.00
#392 (R or L)	24x72x36 2-Drawer Top..... 2-Door Bottom Bookcase Credenza w/lock	\$1738.00.....	N/A.....	\$2160.00.....	\$2400.00

**** ALL LATERAL DRAWER SLIDES HAVE 200-lbs. WEIGHT CAPACITY**

RECEPTION DESK / RETURN

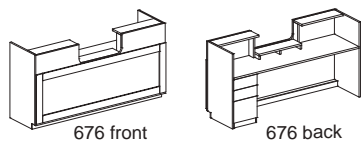
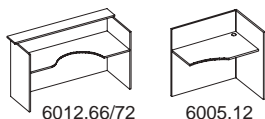
MODEL	DIMENSIONS (inches) (D x W x H)	STE1	3MST2 3MST1	3MM2 3MM1
RECEPTION SHELL (w/GROMMET)				
#602	24x60x42H.....	\$759.00.....	N/A.....	\$840.00
#603	24x66x42H.....	\$798.00.....	N/A.....	\$885.00
#604	24x72x42H.....	\$840.00.....	N/A.....	\$933.00
#605	24x84x42H.....	\$966.00.....	N/A.....	\$1074.00
#606	30x60x42H.....	\$798.00.....	N/A.....	\$885.00
#607	30x66x42H.....	\$837.00.....	N/A.....	\$933.00
#608	30x72x42H.....	\$885.00.....	N/A.....	\$987.00
#609	30x84x42H.....	\$1017.00.....	N/A.....	\$1131.00
#BT	Bow Top Transaction Shelf.....	\$195.00.....	N/A.....	\$195.00
#2"	2" Bow Top Transaction Shelf.....	\$315.00.....	N/A.....	\$315.00



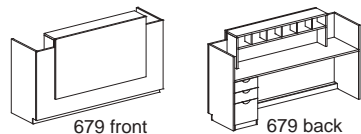
MODEL	DIMENSIONS (inches)	STE1	3MST2 3MST1	3MM2 3MM1
RECEPTION RETURN (w/GROMMET)				
#6001	20x40x42H (Up to 48"W).....	\$522.00.....	N/A.....	\$579.00
#6002	20x60x42H.....	\$657.00.....	N/A.....	\$729.00
#6003	24x40x42H (Up to 48"W).....	\$522.00.....	N/A.....	\$579.00
#6004	24x60x42H.....	\$657.00.....	N/A.....	\$729.00

RECEPTION DESK CURVE / RETURN

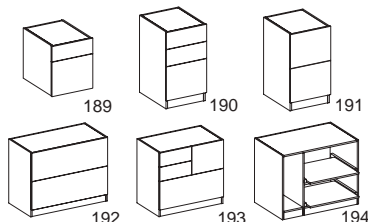
MODEL	DIMENSIONS (inches) (D x W x H)	STE1	3MST2 3MST1	3MM2 3MM1
RECEPTION DESK CURVE (w/GROMMET)				
#6012.66	30x66x42H RECEPTION DESK SHELL...	\$987.00.....	N/A.....	\$1077.00
#6012.72	30x72x42H RECEPTION DESK SHELL...	\$1029.00.....	N/A.....	\$1131.00



MODEL	DIMENSIONS (inches)	STE1	3MST2 3MST1	3MM2 3MM1
RECEPTION RETURN CURVE (w/GROMMET)				
#RE6005.12	30x42x42H RECEPTION RETURN SHELL...	\$543.00.....	N/A.....	\$606.00



MODEL	DIMENSIONS (inches)	STE1	3MST2 3MST1	3MM2 3MM1
RECEPTION DESK TO CUSTOMIZE				
#676	30x84x42H RECEPTION DESK B/B/FL.....	N/A.....	N/A.....	\$2400.00
#679	30x72x42H RECEPTION DESK B/B/FL.....	N/A.....	N/A.....	\$2997.00



MODEL	DIMENSIONS (inches)	STE1	3MST2 3MST1	3MM2 3MM1
PEDESTALS TO INSTALL				
#189	19x15½x18 B/F PED.....	\$258.00.....	\$285.00.....	\$375.00
#190	19x15½x28 B/B/F PED.....	\$360.00.....	\$390.00.....	\$495.00
#191	19x15½x28 F/F PED.....	\$360.00.....	\$390.00.....	\$495.00
#192	19x36x28 L/L PED.....	\$636.00.....	N/A.....	\$780.00
#193	19x30x28 MULTI-FILE.....	\$852.00.....	N/A.....	\$1095.00
#194	24x36x28 TOWER w/2 Roll-out trays ..	\$579.00.....	N/A.....	\$768.00

SEE PAGE 33 & 76 FOR MORE PEDESTALS

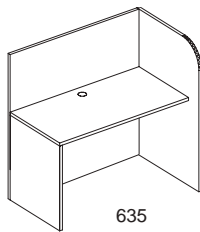
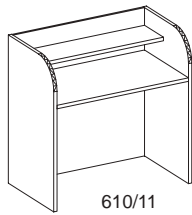
• OPTION 1 #10	KEYBOARD	STE1 = \$84.00	3MM = \$105.00
• OPTION 2 #20	CENTER DRAWER	STE1 = \$105.00	3MM = \$135.00
• OPTION 3 #91	GROMMET	= \$15.00	
• OPTION 4 #12	LOCK FOR B/F	= \$18.00	#13 LOCK FOR B/B/F = \$27.00 #15 LOCK FOR DOOR = \$27.00
• OPTION 7 #X	CHANGING EACH B/B/F TO F/F , ADD \$30.00 FOR STE1 ONLY		
• OPTION 17 #T1	TASK LIGHT #1	CHOKE BALLEST REGULAR WIRE	24" = \$90.00 36" = \$126.00
• OPTION 18 #T2	TASK LIGHT #2	INDUSTRIAL BALLEST GROUND WIRE	24" = \$300.00
• OPTION 21 #LH (1 to 7)	LATERAL HANDLES	\$9.00 / EACH for #1, #2, #3	\$12.00 / EACH for #4, #5, #6, #7
• OPTION 22 #TS	SHELF BELOW TRANSACTION SHELF	W/LOOSE DIVIDERS	STE1=\$90.00 3MM1=\$120.00
• OPTION 23 #TB	TACK BOARD FOR HUTCH	69½X20 w/Capabilities of cutting down =	\$270.00 (grey or cream)
• OPTION 24 #OAK	ORGANIZER ACCESSORY	5-PCE KIT (back panel, paper & file tray, binder & pencil holder =	\$180.00
• OPTION 34 #PB1	POWER BAR	6 outlets 1 phone/modem jack, 10'ft. cord surge protector =	\$90.00
• OPTION 35 #PB2	POWER BAR	5 outlets 2 phone/modem jack, 10'ft. cord surge protector =	\$240.00
• OPTION 36 #PB3	POWER BAR	4 1/8" round, 3 outlets 2 phone/modem jack grommet hideaway =	\$300.00
• OPTION 37 #TC	TOWER COMPARTMENT	10x21" TO 28"H (1 side only)	STE1 = \$90.00 3MM = \$120.00
• OPTION 38 #DT	1 DOOR FOR TOWER	STE1 = \$75.00	3MM = \$99.00

RECEPTION WORKSTATION

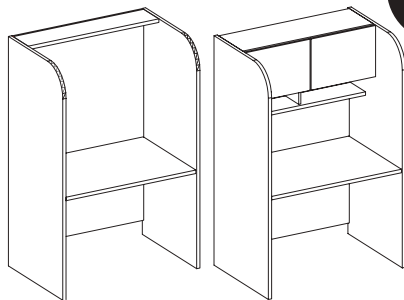
MODEL	DIMENSIONS (inches) (D x W x H)	STE1	3MST2 3MST1	3MM2 3MM1
-------	------------------------------------	------	----------------	--------------

RECEPTION WORK STATION

#610	24x30x42H.....	\$606.00.....	N/A.....	\$732.00
#611	24x42x42H.....	\$660.00.....	N/A.....	\$756.00
#624 *	30x30x42H.....	\$687.00.....	N/A.....	\$813.00
#625 *	30x42x42H.....	\$756.00.....	N/A.....	\$852.00



ROUND CORNERS



RECEPTION WORK STATION without 1 end panel, modesty 12" from floor

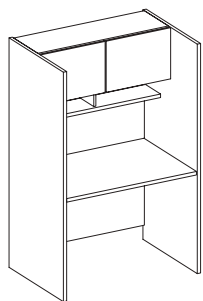
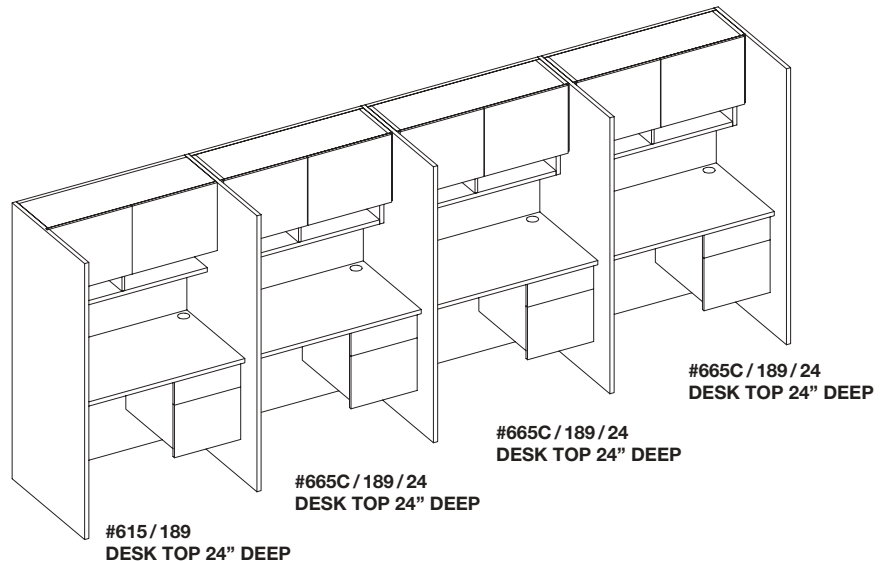
#635 *	30x42x42H.....	\$687.00.....	N/A.....	\$813.00
--------	----------------	---------------	----------	----------

65" WORK STATION

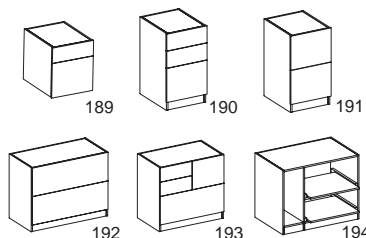
#616	24x36x65H WORKSTATION....	\$981.00.....	N/A.....	\$1152.00
#617	24x42x65H WORKSTATION....	\$1080.00.....	N/A.....	\$1215.00
#618	30x36x65H WORKSTATION....	\$1065.00.....	N/A.....	\$1269.00
#619 *	30x42x65H WORKSTATION....	\$1170.00.....	N/A.....	\$1332.00

65" WORK STATION (INCLUDES TOP STORAGE / DOOR / CUBBIES)

#612	24x36x65H WORKSTATION....	\$1155.00.....	N/A.....	\$1338.00
#613	24x42x65H WORKSTATION....	\$1251.00.....	N/A.....	\$1434.00
#614 *	30x36x65H WORKSTATION....	\$1272.00.....	N/A.....	\$1455.00
#615 *	30x42x65H WORKSTATION....	\$1383.00.....	N/A.....	\$1566.00



SQUARE CORNERS



PEDESTALS TO INSTALL

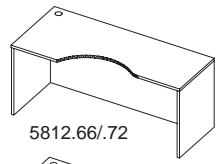
#189	19x16½x18 B/F PED.....	\$258.00.....	\$285.00.....	\$375.00
#190	19x16½x28 B/B/F PED.....	\$360.00.....	\$390.00.....	\$495.00
#191	19x16½x28 F/F PED.....	\$360.00.....	\$390.00.....	\$495.00
#192	19x36x28 L/L PED.....	\$636.00.....	N/A.....	\$780.00
#193	19x30x28 MULTI-FILE.....	\$852.00.....	N/A.....	\$1095.00
#194	24x36x28 TOWER w/2 roll-out.....	\$579.00.....	N/A.....	\$768.00

**ALL RECEPTION WORKSTATIONS COME FULLY ASSEMBLED, READY TO USE
WORKSTATION END PANELS COME EITHER WITH ROUNDED or SQUARE CORNERS AT THE TOP FRONT OF THE UNIT**

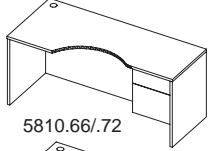
OPTIONS, SEE PAGE 117

30" DEEP EXTENDED CORNER CURVE

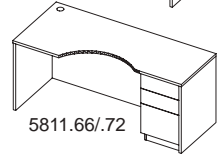
(1 GROMMET AT CORNER OF TOP INCLUDED) W/RETURN



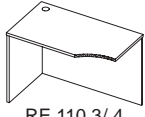
5812.66/72



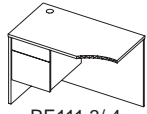
5810.66/72



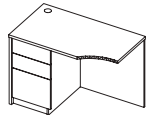
5811.66/72



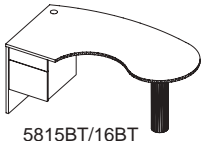
RE 110.3/4



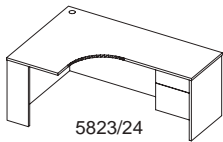
RE 111.3/4



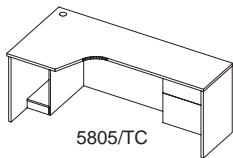
RE 112.3/4



5815BT/16BT



5823/24



5805/TC

MODEL	DIMENSIONS (inches) (D x W x H)	STE1	3MST2 3MST1	3MM2 3MM1	3MM5 3MM3
#5812.66	24x30x66x24x29H..... EXTENDED CORNER SHELL CURVE	\$639.00.....	N/A.....	\$750.00.....	\$1050.00
#5812.72	24x30x72x24x29H..... EXTENDED CORNER SHELL CURVE	\$666.00.....	N/A.....	\$786.00.....	\$1119.00
#5810.66	24x30x66x24x29H..... B/FL EXTENDED CORNER CURVE	\$921.00.....	\$1053.00.....	\$1146.00.....	\$1479.00
#5810.72	24x30x72x24x29H..... B/FL EXTENDED CORNER CURVE	\$945.00.....	\$1086.00.....	\$1182.00.....	\$1515.00
#5811.66	24x30x66x24x29H..... B/B/FL EXTENDED CORNER CURVE	\$1029.00.....	\$1173.00.....	\$1281.00.....	\$1614.00
#5811.72	24x30x72x24x29H..... B/B/FL EXTENDED CORNER CURVE	\$1056.00.....	\$1206.00.....	\$1317.00.....	\$1650.00
#RE110.3	24x36x29H SHELL RETURN CURVE.....	\$426.00.....	N/A.....	\$486.00.....	\$639.00
#RE110.4	24x42x29H SHELL RETURN CURVE.....	\$453.00.....	N/A.....	\$510.00.....	\$663.00
#RE111.3	24x36x29H B/F RETURN CURVE.....	\$687.00.....	\$768.00.....	\$870.00.....	\$1017.00
#RE111.4	24x42x29H B/F RETURN CURVE.....	\$714.00.....	\$795.00.....	\$888.00.....	\$1041.00
#RE112.3	24x36x29H B/B/F RETURN CURVE.....	\$789.00.....	\$879.00.....	\$990.00.....	\$1143.00
#RE112.4	24x42x29H B/B/F RETURN CURVE.....	\$816.00.....	\$903.00.....	\$1014.00.....	\$1167.00

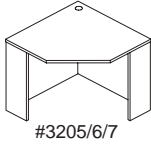
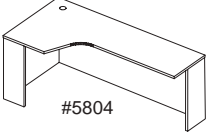
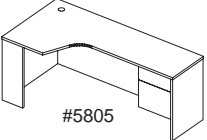
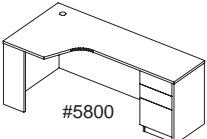
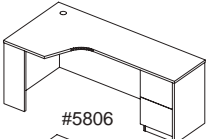
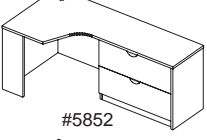
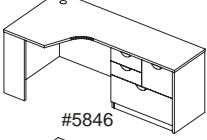
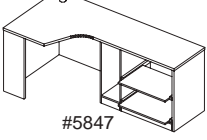
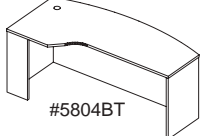
MORE EXTENDED CORNER CURVES...

#5815BT	30/36x66x29H BOW TOP..... B/FL PENINSULA CURVE	\$861.00.....	\$1071.00.....	\$1152.00.....	\$1476.00
#5816BT	30/36x72x29H BOW TOP..... B/FL PENINSULA CURVE	\$942.00.....	\$1179.00.....	\$1269.00.....	\$1614.00
#5823	20x66x48x24x29H..... B/FL EXTENDED CORNER	\$1074.00.....	\$1173.00.....	\$1254.00.....	\$1734.00
#5824	20x72x48x24x29H..... B/FL EXTENDED CORNER	\$1146.00.....	\$1365.00.....	\$1446.00.....	\$1905.00
#5805/TC	20x36x72x20x29H..... EXTENDED CORNER DESK B/FL w/TOWER COMPARTMENT	\$1173.00.....	\$1314.00.....	\$1425.00.....	\$1863.00

- 2" TOP 3MM4 NOT AVAILABLE FOR EXTENDED CORNERS
- CHANGING FROM 20" ENDS TO 24" ENDS.....**NO UPCHARGE**

• OPTION 1 #10	KEYBOARD	STE1 = \$84.00	3MM = \$105.00
• OPTION 2 #20	CENTER DRAWER	STE1 = \$105.00	3MM = \$135.00
• OPTION 3 #91	GROMMET = \$15.00		
• OPTION 4 #12	LOCK FOR B/F = \$18.00	#13 LOCK FOR B/B/F = \$27.00	#15 LOCK FOR DOOR = \$27.00
• OPTION 5 #BT	BOW TOP – 6" DEEPER AT BOW CENTER i.e. 36x72 – 36 BOW TO 42 = \$180.00		
• OPTION 6 #2" or 15/8"	2" or 15/8" TOP – ALL 2" TOPS HAVE ROUNDED CORNERS=\$21.00 sq.ft. on top of 3MM1 Price		
• OPTION 7 #X	CHANGING EACH B/B/F TO F/F, ADD \$30.00 FOR STE1 ONLY		
• OPTION 14 #X	FULL MODESTY IN DESK OR RETURN FOR STE1, ADD \$90.00 3MST, ADD \$45.00		
• OPTION 21 #LH (1 to 7)	LATERAL HANDLES \$9.00 / EACH for #1, #2, #3 \$12.00 / EACH for #4, #5, #6, #7		
• OPTION 36 #PB3	POWER BAR 4 1/8" round, 3 outlets 2 phone/modem jack grommet hideaway = \$300.00		
• OPTION 38 #DT	1 DOOR FOR TOWER STE1 = \$75.00 3MM = \$99.00		
• OPTION 42 #GM	GRILL MODESTY for half modesty = \$300.00		

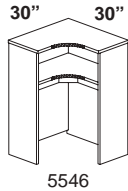
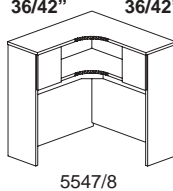
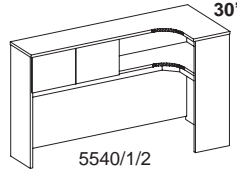
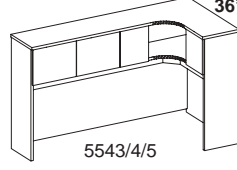
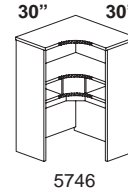
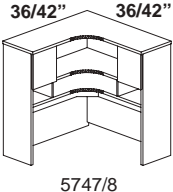
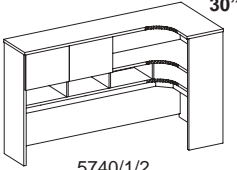
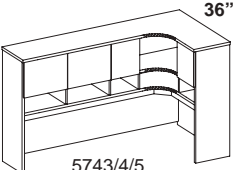
36" DEEP EXTENDED CORNER CURVE CORNER UNITS (1 GROMMET AT CORNER OF TOP INCLUDED)

	MODEL	DIMENSIONS (inches) (D x W x H)	STE1	3MST2 3MST1	3MM2 3MM1	3MM5 3MM3
	#3205	20Lx30x30x20Rx29H CORNER UNIT..	\$474.00.....	N/A.....	\$531.00.....	\$666.00
	#3206	20Lx36x36x20Rx29H CORNER UNIT..	\$540.00.....	N/A.....	\$603.00.....	\$798.00
	#3207	24Lx42x42x24Rx29H CORNER UNIT..	\$609.00.....	N/A.....	\$675.00.....	\$945.00
	#5804	20Lx36Lx72Rx20Rx29H EXTENDED CORNER UNIT	\$765.00.....	N/A.....	\$849.00.....	\$1290.00
	#5805	20Lx36Lx72Rx20Rx29H EXTENDED CORNER DESK B/FL	\$996.00.....	\$1095.00.....	\$1185.00.....	\$1605.00
	#5800	20Lx36Lx72Rx20Rx29H EXTENDED CORNER DESK B/B/FL	\$1155.00.....	\$1269.00.....	\$1380.00.....	\$1821.00
	#5806	20Lx36Lx72Rx20Rx29H EXTENDED CORNER DESK F/FL	\$1155.00.....	\$1269.00.....	\$1380.00.....	\$1821.00
	#5852	20Lx36Lx72Rx20Rx29H EXTENDED CORNER DESK 2-DRAWER LATERAL L/L	\$1377.00.....	N/A.....	\$1581.00.....	\$2022.00
	#5846	20Lx36Lx72Rx20Rx29H EXTENDED CORNER DESK MULTI-FILE B/B/FL/LAT.	\$1572.00.....	N/A.....	\$1791.00.....	\$2232.00
	#5847	20Lx36Lx72Rx20Rx29H EXTENDED CORNER DESK TOWER W/2 ROLL-OUT TRAYS	\$1176.00.....	N/A.....	\$1320.00.....	\$1761.00
	#5804BT	20Lx30/36Lx72Rx20Rx29H BOW TOP EXTENDED CORNER UNIT	\$765.00.....	N/A.....	\$849.00.....	\$1290.00

- 2" TOPS 3MM4 ARE NOT AVAILABLE FOR CORNER & EXTENDED CORNER UNITS
- OPTION OF (L) LEFT or (R) RIGHT LOCATION OF PEDESTAL
- CHANGING FROM 20" ENDS to 24" ENDS..... NO UPCHARGE

- | | | | |
|--------------------------|--|-----------------|----------------|
| • OPTION 1 #10 | KEYBOARD | STE1 = \$84.00 | 3MM = \$105.00 |
| • OPTION 2 #20 | CENTER DRAWER | STE1 = \$105.00 | 3MM = \$135.00 |
| • OPTION 3 #91 | GROMMET = \$15.00 | | |
| • OPTION 5 #BT | BOW TOP – 6" DEEPER AT BOW CENTER i.e. 36x72 – 36 BOW TO 42 = \$180.00 | | |
| • OPTION 6 #2" or 15/8" | 2" or 15/8" TOP – ALL 2" TOPS HAVE ROUNDED CORNERS=\$21.00 sq.ft. on top of 3MM1 Price | | |
| • OPTION 21 #LH (1 to 7) | LATERAL HANDLES \$9.00 / EACH for #1, #2, #3 \$12.00 / EACH for #4, #5, #6, #7 | | |
| • OPTION 23 #TB | TACK BOARD FOR HUTCH 69½X20 w/Capabilities of cutting down = \$270.00 (grey or cream) | | |
| • OPTION 37 #TC | TOWER COMPARTMENT 10x21" TO 28"H (1 side only) STE1 = \$90.00 3MM = \$120.00 | | |
| • OPTION 38 #DT | 1 DOOR FOR TOWER STE1 = \$75.00 3MM = \$99.00 | | |

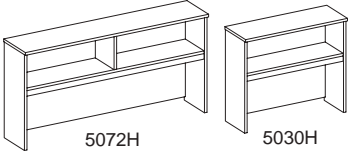
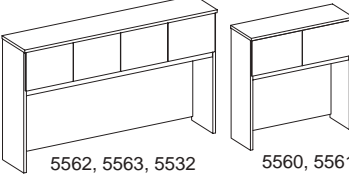
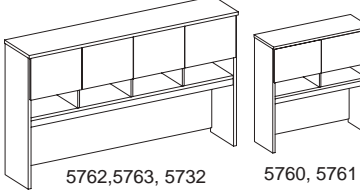
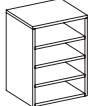
CORNER HUTCH

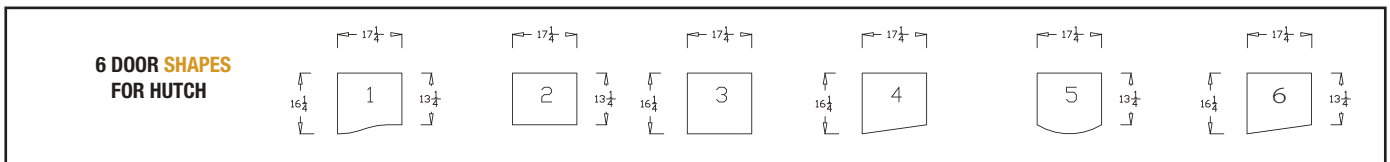
			STE1	3MST2 3MST1	3MM2 3MM1	3MM5 3MM3
	30" 30"					
	36/42" 36/42"					
	30"					
	36"					
	30" 30"					
	36/42" 36/42"					
	30"					
	36"					
MODEL	DIMENSIONS (inches)					
#5546	30x30x15x15x43H F4S OPEN.....	\$789.00.....	N/A.....	\$975.00.....	\$1110.00	
#5547	36x36x15x15x43H F4S W/DOORS.....	\$894.00.....	N/A.....	\$1107.00.....	\$1299.00	
#5548	42x42x15x15x43H F4S W/DOORS.....	\$966.00.....	N/A.....	\$1194.00.....	\$1458.00	
#5540	30x60x15x15x43H F4S W/DOORS.....	\$1011.00.....	N/A.....	\$1257.00.....	\$1527.00	
#5541	30x66x15x15x43H F4S W/DOORS.....	\$1089.00.....	N/A.....	\$1353.00.....	\$1704.00	
#5542	30x72x15x15x43H F4S W/DOORS.....	\$1155.00.....	N/A.....	\$1446.00.....	\$1830.00	
#5543	36x60x15x15x43H F4S W/DOORS.....	\$1086.00.....	N/A.....	\$1350.00.....	\$1671.00	
#5544	36x66x15x15x43H F4S W/DOORS.....	\$1161.00.....	N/A.....	\$1443.00.....	\$1794.00	
#5545	36x72x15x15x43H F4S W/DOORS.....	\$1227.00.....	N/A.....	\$1533.00.....	\$1923.00	
#5746	30x30x15x15x43H F4S OPEN W/CUBBIES.....	\$918.00.....	N/A.....	\$1161.00.....	\$1296.00	
#5747	36x36x15x15x43H F4S W/DOORS/CUBBIES...	\$930.00.....	N/A.....	\$1170.00.....	\$1362.00	
#5748	42x42x15x15x43H F4S W/DOORS/CUBBIES...	\$1002.00.....	N/A.....	\$1257.00.....	\$1524.00	
#5740	30x60x15x15x43H F4S W/DOORS/CUBBIES...	\$1194.00.....	N/A.....	\$1509.00.....	\$1776.00	
#5741	30x66x15x15x43H F4S W/DOORS/CUBBIES...	\$1281.00.....	N/A.....	\$1602.00.....	\$1956.00	
#5742	30x72x15x15x43H F4S W/DOORS/CUBBIES...	\$1362.00.....	N/A.....	\$1617.00.....	\$2115.00	
#5743	36x60x15x15x43H F4S W/DOORS/CUBBIES...	\$1266.00.....	N/A.....	\$1596.00.....	\$1923.00	
#5744	36x66x15x15x43H F4S W/DOORS/CUBBIES...	\$1353.00.....	N/A.....	\$1692.00.....	\$2049.00	
#5745	36x72x15x15x43H F4S W/DOORS/CUBBIES...	\$1434.00.....	N/A.....	\$1818.00.....	\$2202.00	

- 2" TOPS 3MM4 ARE NOT AVAILABLE FOR CORNER HUTCHES
- F4S = SOLID BACK FINISHED 4 SIDES
- ½ LEG ON END PANEL AVAILABLE WHEN 2 HUTCHES ARE PLACED NEXT TO EACH OTHER
- use our double sided tape to secure hutch to the desk or credenza

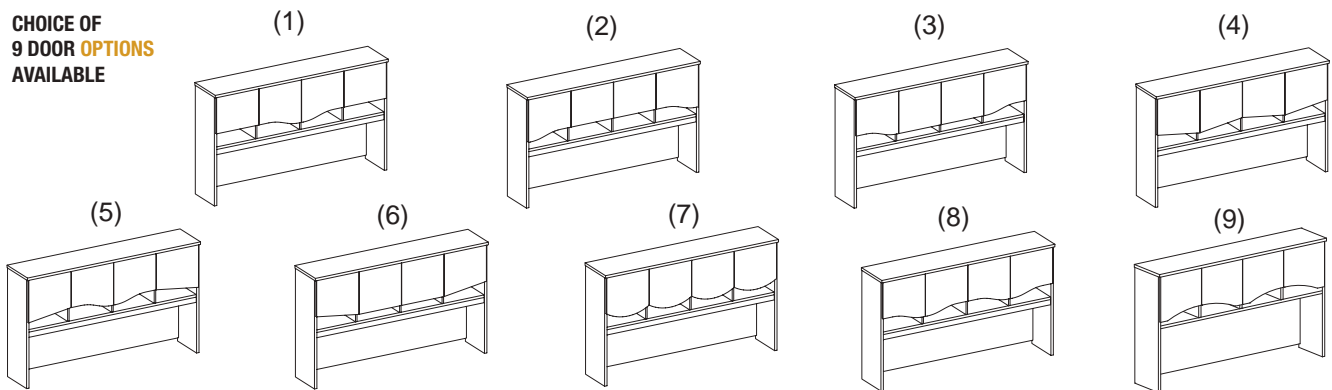
- OPTION 3 #91
- OPTION 4 #12
- OPTION 6 #2" or 15/8"
- OPTION 16 #14
- OPTION 17 #T1
- OPTION 18 #T2
- OPTION 21 #LH (1 to 7)
- OPTION 23 #TB
- OPTION 24 #OAK
- OPTION 29 #NY
- GROMMET = \$15.00
- LOCK FOR B/F = \$18.00 #13 LOCK FOR B/B/F = \$27.00 #15 LOCK FOR DOOR = \$27.00
- 2" or 15/8" TOP – ALL 2" TOPS HAVE ROUNDED CORNERS=\$21.00 sq.ft. on top of 3MM1 Price
- SET OF 4 DOORS FOR HUTCH STE1 = \$210.00 3MM = \$261.00
- TASK LIGHT #1 CHOKE BALLEST REGULAR WIRE 24" = \$90.00 36"=\$126.00
- TASK LIGHT #2 INDUSTRIAL BALLEST GROUND WIRE 24" = \$300.00
- LATERAL HANDLES \$9.00 / EACH for #1, #2, #3 \$12.00 / EACH for #4, #5, #6, #7
- TACK BOARD FOR HUTCH 69½X20 w/Capabilities of cutting down = \$270.00 (grey or cream)
- ORGANIZER ACCESSORY 5-PCE KIT (back panel, paper & file tray, binder & pencil holder \$180.00
- Set of 4 ALUMINUM-LOOK DOORS for HUTCH = \$960.00

HUTCH

	MODEL	DIMENSIONS (inches) (D x W x H)	STE1	3MST2 3MST1	3MM2 3MM1	3MM5 3MM4 3MM3
	#5030H	15x30x36H F4S W/NO DOORS.....	\$375.00.....	N/A.....	\$441.00.....	\$495.00
	#5045	15x42x36H F4S W/NO DOORS	\$414.00.....	N/A.....	\$495.00.....	\$534.00
	#5060	15x60x36H F4S W/NO DOORS	\$453.00.....	N/A.....	\$561.00.....	\$630.00
	#5066	15x66x36H F4S W/NO DOORS	\$495.00.....	N/A.....	\$585.00.....	\$696.00
	#5072H	15x72x36H F4S W/NO DOORS	\$540.00.....	N/A.....	\$639.00.....	\$756.00
	#5560	15x30x43H F4S W/DOORS.....	\$579.00.....	N/A.....	\$684.00.....	\$759.00
	#5561	15x42x43H F4S W/DOORS.....	\$636.00.....	N/A.....	\$750.00.....	\$867.00
	#5562	15x60x43H F4S W/DOORS.....	\$810.00.....	N/A.....	\$951.00.....	\$1107.00
	#5563	15x66x43H F4S W/DOORS.....	\$864.00.....	N/A.....	\$1014.00.....	\$1182.00
	#5532	15x72x43H F4S W/DOORS.....	\$921.00.....	N/A.....	\$1077.00.....	\$1263.00
	#5760	15x30x43H F4S W/DOORS/CUBBIES..	\$675.00.....	N/A.....	\$792.00.....	\$867.00
	#5761	15x42x43H F4S W/DOORS/CUBBIES..	\$729.00.....	N/A.....	\$858.00.....	\$975.00
	#5762	15x60x43H F4S W/DOORS/CUBBIES..	\$945.00.....	N/A.....	\$1113.00.....	\$1263.00
	#5763	15x66x43H F4S W/DOORS/CUBBIES..	\$1002.00.....	N/A.....	\$1176.00.....	\$1341.00
	#5732	15x72x43H F4S W/DOORS/CUBBIES..	\$1047.00.....	N/A.....	\$1242.00.....	\$1419.00
	#30	13x15x19H F4S 5-SHELF SORTER... for under hutch on top of desk	\$429.00.....	N/A.....	\$477.00.....	N/A



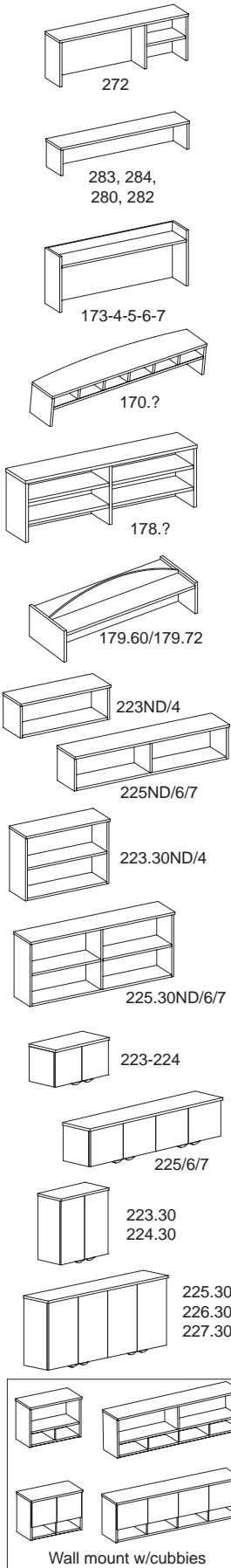
CHOICE OF 9 DOOR OPTIONS AVAILABLE



FOR PHOTOS OF HUTCH/DOOR OPTIONS, SEE PAGES: 39, 41 & 49.

- F4S = SOLID BACK FINISHED 4 SIDES
- 1/2 LEG ON END PANEL AVAILABLE WHEN 2 HUTCHES ARE PLACED NEXT TO EACH OTHER.
- Use our double-sided tape to secure hutch to the desk or credenza.
- OPTION 3 #91 GROMMET = \$15.00
- OPTION 4 #12 LOCK FOR B/F = \$18.00 #13 LOCK FOR B/B/F = \$27.00 #15 LOCK FOR DOOR = \$27.00
- OPTION 5 #BT BOW TOP – 6" DEEPER AT BOW CENTER i.e. 36x72 – 36 BOW TO 42 = \$180.00
- OPTION 6 #2" or 15/8" 2" or 15/8" TOP – ALL 2" TOPS HAVE ROUNDED CORNERS=\$21.00 sq.ft. on top of 3MM1 Price
- OPTION 16 #14 SET OF 4 DOORS FOR HUTCH STE1 = \$210.00 3MM = \$261.00
- OPTION 17 #T1 TASK LIGHT #1 CHOKE BALLEST REGULAR WIRE 24" = \$90.00 36"=\$126.00
- OPTION 18 #T2 TASK LIGHT #2 INDUSTRIAL BALLEST GROUND WIRE 24" = \$300.00
- OPTION 21 #LH (1 to 7) LATERAL HANDLES \$9.00 / EACH for #1, #2, #3 \$12.00 / EACH for #4, #5, #6, #7
- OPTION 23 #TB TACK BOARD FOR HUTCH 69 1/2 X 20 w/Capabilities of cutting down = \$270.00 (grey or cream)
- OPTION 24 #OAK ORGANIZER ACCESSORY 5-PCE KIT (back panel, paper & file tray, binder & pencil holder = \$180.00
- OPTION 29 #NY Set of 4 ALUMINUM-LOOK DOORS for HUTCH = \$960.00
- OPTION 39 #DO HUTCH DOOR OPTION 1 to 9 = \$120.00

HUTCH



MODEL	DIMENSIONS (inches) (D x W x H)	STE1	3MST2 3MST1	3MM2 3MM1	3MM5 3MM4 3MM3
#272	12x60x20H F4S RISER HUTCH.....	\$393.00.....	N/A.....	\$468.00.....	\$537.00
#283	12x30x12H F4S RISER HUTCH.....	\$198.00.....	N/A.....	\$234.00.....	\$294.00
#284	12x42x12H F4S RISER HUTCH.....	\$243.00.....	N/A.....	\$288.00.....	\$384.00
#280	12x60x12H F4S RISER HUTCH.....	\$288.00.....	N/A.....	\$342.00.....	\$459.00
#282	12x72x12H F4S RISER HUTCH.....	\$333.00.....	N/A.....	\$393.00.....	\$537.00
#173	12x36x24H BOOKCASE RISER HUTCH...	\$267.00.....	N/A.....	\$315.00.....	N/A
#174	12x42x24H BOOKCASE RISER HUTCH...	\$327.00.....	N/A.....	\$384.00.....	N/A
#175	12x60x24H BOOKCASE RISER HUTCH...	\$387.00.....	N/A.....	\$453.00.....	N/A
#176	12x66x24H BOOKCASE RISER HUTCH...	\$420.00.....	N/A.....	\$492.00.....	N/A
#177	12x72x24H BOOKCASE RISER HUTCH...	\$447.00.....	N/A.....	\$522.00.....	N/A
#170.48	12x48x14½H RISER HUTCH w/cubbies....	\$453.00.....	N/A.....	\$501.00.....	\$615.00
#170.60	12x60x14½H RISER HUTCH w/cubbies....	\$516.00.....	N/A.....	\$573.00.....	\$714.00
#170.66	12x66x14½H RISER HUTCH w/cubbies....	\$546.00.....	N/A.....	\$612.00.....	\$762.00
#170.72	12x72x14½H RISER HUTCH w/cubbies....	\$693.00.....	N/A.....	\$774.00.....	\$909.00
#178.48	20x48x21H RISER HUTCH, 2 shelves (L) & (R).	\$432.00.....	N/A.....	\$504.00.....	\$588.00
#178.60	20x60x21H RISER HUTCH, 2 shelves (L) & (R).	\$519.00.....	N/A.....	\$603.00.....	\$708.00
#178.66	20x66x21H RISER HUTCH, 2 shelves (L) & (R).	\$560.00.....	N/A.....	\$654.00.....	\$768.00
#178.72	20x72x21H RISER HUTCH, 2 shelves (L) & (R).	\$600.00.....	N/A.....	\$702.00.....	\$828.00
#179.60	20x60x21H 2-SIDEDRISER HUTCH w/bow mod...	\$780.00.....	N/A.....	\$840.00.....	NA
#179.72	20x72x21H 2-SIDEDRISER HUTCH w/bow mod...	\$840.00.....	N/A.....	\$900.00.....	NA

WALL MOUNT without doors

#223ND	15x30x15H OPEN WALL MOUNT.....	\$318.00.....	N/A.....	\$357.00.....	NA
#224ND	15x42x15H OPEN WALL MOUNT.....	\$366.00.....	N/A.....	\$399.00.....	NA
#225ND	15x60x15H OPEN WALL MOUNT.....	\$366.00.....	N/A.....	\$399.00.....	NA
#226ND	15x66x15H OPEN WALL MOUNT.....	\$369.00.....	N/A.....	\$423.00.....	NA
#227ND	15x72x15H OPEN WALL MOUNT.....	\$438.00.....	N/A.....	\$456.00.....	NA
#223.30ND	15x30x30H OPEN WALL MOUNT.....	\$696.00.....	N/A.....	\$750.00.....	NA
#224.30ND	15x42x30H OPEN WALL MOUNT.....	\$801.00.....	N/A.....	\$861.00.....	NA
#225.30ND	15x60x30H OPEN WALL MOUNT.....	\$801.00.....	N/A.....	\$870.00.....	NA
#226.30ND	15x66x30H OPEN WALL MOUNT.....	\$873.00.....	N/A.....	\$921.00.....	NA
#227.30ND	15x72x30H OPEN WALL MOUNT.....	\$951.00.....	N/A.....	\$993.00.....	NA

WALL MOUNT with doors

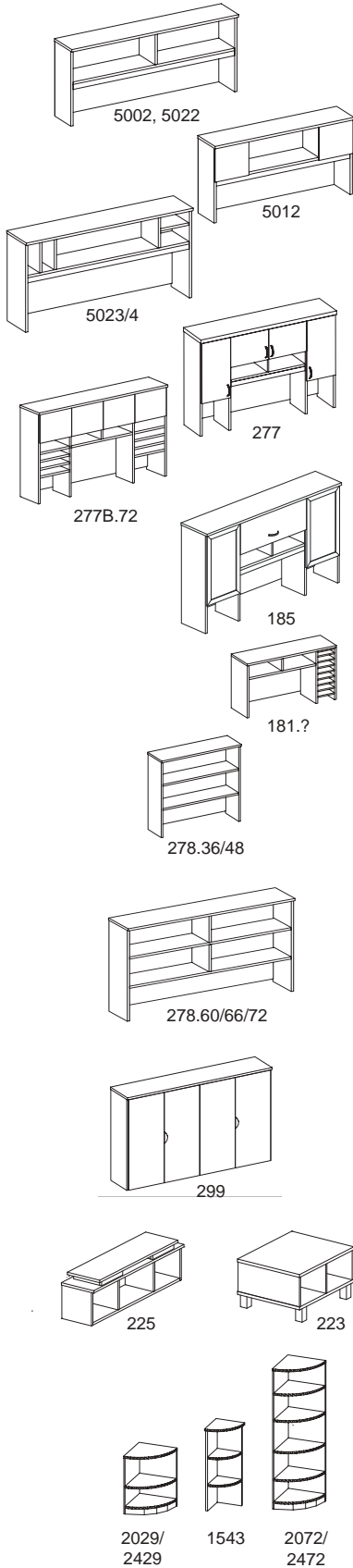
#223	15x30x15H WALL MOUNT W/DOORS.....	\$435.00.....	N/A.....	\$483.00.....	NA
#224	15x42x15H WALL MOUNT W/DOORS.....	\$483.00.....	N/A.....	\$540.00.....	NA
#225	15x60x15H WALL MOUNT W/DOORS.....	\$594.00.....	N/A.....	\$657.00.....	NA
#226	15x66x15H WALL MOUNT W/DOORS.....	\$606.00.....	N/A.....	\$681.00.....	NA
#227	15x72x15H WALL MOUNT W/DOORS.....	\$642.00.....	N/A.....	\$714.00.....	NA
#223.30	15x30x30H WALL MOUNT W/DOORS.....	\$867.00.....	N/A.....	\$966.00.....	NA
#224.30	15x42x30H WALL MOUNT W/DOORS.....	\$966.00.....	N/A.....	\$1077.00.....	NA
#225.30	15x60x30H WALL MOUNT W/DOORS.....	\$1128.00.....	N/A.....	\$1308.00.....	NA
#226.30	15x66x30H WALL MOUNT W/DOORS.....	\$1209.00.....	N/A.....	\$1359.00.....	NA
#227.30	15x72x30H WALL MOUNT W/DOORS.....	\$1290.00.....	N/A.....	\$1431.00.....	NA

- F4S = SOLID BACK FINISHED 4 SIDES
- use our double-sided tape to secure hutch to the desk or credenza

- Wall mounts w/cubbies(30" and 42" wide)add \$300.00
- Wall mounts w/cubbies(60", 66" and 72" wide).....add \$480.00

IMPORTANT: TO AVOID POSSIBLE INJURIES, A QUALIFIED INSTALLER MUST INSTALL WALL MOUNT HUTCHES. PROPER INSTALLATION REQUIRES SECURE ATTACHMENT TO A REINFORCED SURFACE THROUGH OUR SOLID BACK& BRACKETS. THE PURCHASING DEALER, DEALER INSTALLER & END USER WILL BEAR FULL RESPONSIBILITY FOR INJURIES & DAMAGES RESULTING FROM IMPROPER INSTALLATION AND/OR USE.

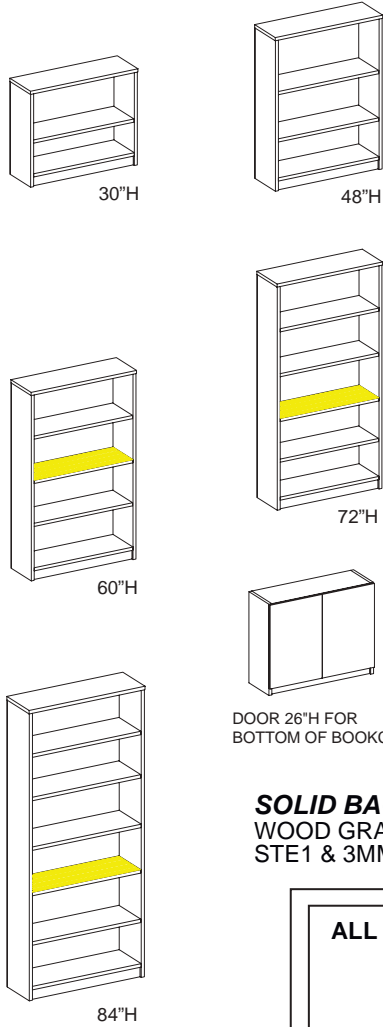
HUTCH



MODEL	DIMENSIONS (inches) (D x W x H)	STE1	3MST2 3MST1	3MM2 3MM1	3MM5 3MM4 3MM3
#5002	15x60x31H HUTCH F4S.....	\$393.00.....	N/A.....	\$537.00.....	NA
#5022	15x72x31H HUTCH F4S.....	\$501.00.....	N/A.....	\$615.00.....	NA
#5012	15x60x31H HUTCH F4S..... DOOR LEFT & RIGHT	\$558.00.....	N/A.....	\$696.00.....	NA
#5023	15x66x36H F4S OPEN HUTCH.....	\$552.00.....	N/A.....	\$678.00.....	\$822.00
#5024	15x72x36H F4S OPEN HUTCH.....	\$594.00.....	N/A.....	\$723.00.....	\$885.00
#277	15x66x43H F4S HUTCH..... SOLID BACK, 4 DOORS & SHELVES	\$1155.00.....	N/A.....	\$1359.00.....	\$1539.00
#277.72	15x72x43H F4S HUTCH..... SOLID BACK, 4 DOORS & SHELVES	\$1215.00.....	N/A.....	\$1431.00.....	\$1608.00
#277B.72	15x72x43H F4S 4-DOOR HUTCH..... w/SORTER on both ends	\$1497.00.....	N/A.....	\$1761.00.....	\$1929.00
#185	15x72x43H F4S HUTCH w/2 large aluminum-look framed frosted glass doors, 1 flipper door, cubbies & solid back	\$3333.00.....	N/A.....	\$3528.00.....	\$3687.00
#181.48	15x48x27H CUBBY / SORTER / HUTCH...	\$600.00.....	N/A.....	\$678.00.....	\$783.00
#181.60	15x60x27H CUBBY / SORTER / HUTCH...	\$645.00.....	N/A.....	\$723.00.....	\$855.00
#181.66	15x66x27H CUBBY / SORTER / HUTCH...	\$690.00.....	N/A.....	\$768.00.....	\$912.00
#181.72	15x72x27H CUBBY / SORTER / HUTCH...	\$729.00.....	N/A.....	\$813.00.....	\$972.00
#278.36	15x36x43H OPEN HUTCH F4S..... SOLID BACK W/2 SHELVES	\$522.00.....	N/A.....	\$612.00.....	\$684.00
#278.48	15x48x43H OPEN HUTCH F4S..... SOLID BACK W/2 SHELVES	\$579.00.....	N/A.....	\$675.00.....	\$792.00
#278.60	15x60x43H OPEN HUTCH F4S..... SOLID BACK W/2 SHELVES	\$708.00.....	N/A.....	\$819.00.....	\$972.00
#278.66	15x66x43H OPEN HUTCH F4S..... SOLID BACK W/2 SHELVES	\$765.00.....	N/A.....	\$885.00.....	\$1050.00
#278.72	15x72x43H OPEN HUTCH F4S..... SOLID BACK W/2 SHELVES	\$810.00.....	N/A.....	\$948.00.....	\$1125.00
#299.60	15x60x43H 4-DOOR CLOSED HUTCH.....	\$1356.00.....	N/A.....	\$1569.00.....	\$1677.00
#299.66	15x66x43H 4-DOOR CLOSED HUTCH.....	\$1449.00.....	N/A.....	\$1632.00.....	\$1776.00
#299	15x72x43H 4-DOOR CLOSED HUTCH.....	\$1545.00.....	N/A.....	\$1716.00.....	\$1893.00
#225NDS	15x60x15H OPEN HUTCH w/riser shelf.....	N/A.....	N/A.....	\$531.00.....	NA
#223NDNY	24x24x15H OPEN HUTCH on 4 LEGS.....	N/A.....	N/A.....	\$990.00.....	NA
#1543R	15x15x43H Corner Bookcase/Hutch.....	\$324.00.....	N/A.....	\$396.00.....	\$441.00
#2029R	20x20x29H Corner Bookcase Base.....	\$324.00.....	N/A.....	\$396.00.....	\$441.00
#2429R	24x24x29H Corner Bookcase Base.....	\$423.00.....	N/A.....	\$522.00.....	\$582.00
#2072R	20x20x72H Corner Bookcase.....	\$714.00.....	N/A.....	\$894.00.....	\$936.00
#2472R	24x24x72H Corner Bookcase.....	\$930.00.....	N/A.....	\$1146.00.....	\$1200.00

- F4S = SOLID BACK FINISHED 4 SIDES
- use our double-sided tape to secure hutch to the desk or credenza

BOOKCASES



MODEL DIMENSIONS (inches) STE1 3MM2 3MM1
(D x W x H)

5/8" GABLE, 1" SHELF

#30B 5/1	12x36x30H.....	\$315.00.....	\$369.00
#48B 5/1	12x36x48H.....	\$435.00.....	\$510.00
#60B 5/1	12x36x60H.....	\$462.00.....	\$549.00
#72B 5/1	12x36x72H.....	\$495.00.....	\$579.00
#84B 5/1	12x36x84H.....	\$555.00.....	\$651.00

ALL IN 1"

#30B 1/1	12x36x30H.....	\$348.00.....	\$432.00
#48B 1/1	12x36x48H.....	\$483.00.....	\$600.00
#60B 1/1	12x36x60H.....	\$537.00.....	\$642.00
#72B 1/1	12x36x72H.....	\$555.00.....	\$684.00
#84B 1/1	12x36x84H.....	\$618.00.....	\$765.00

DOOR 26"H FOR
BOTTOM OF BOOKCASE

SOLID BACK (SAME COLOR) FOR 36"W 30"H 48"H 60"H 72"H 84"H
WOOD GRAIN LEFT TO RIGHT \$75.00 \$138.00 \$171.00 \$207.00 \$243.00
STE1 & 3MM = SAME PRICE

ALL 1" PROMOTIONAL PRICE FOR A PROMOTIONAL SIZE 32"WIDE

#30BP 1/1	12x32x30H.....	\$225.00.....	\$309.00
#48BP 1/1	12x32x48H.....	\$324.00.....	\$435.00
#60BP 1/1	12x32x60H.....	\$378.00.....	\$498.00
#72BP 1/1	12x32x72H.....	\$438.00.....	\$576.00
#84BP 1/1	12x32x84H.....	\$489.00.....	\$642.00

SOLID BACK (SAME COLOR) FOR 32"W 30"H 48"H 60"H 72"H 84"H
WOOD GRAIN LEFT TO RIGHT \$63.00 \$120.00 \$153.00 \$183.00 \$216.00
STE1 & 3MM = SAME PRICE

EXTRA SHELF 5/8".....	\$48.00.....	\$57.00
EXTRA SHELF 1".....	\$54.00.....	\$63.00

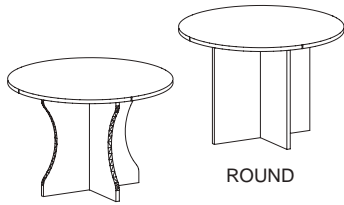
FOR 12+ BOOKCASES IN 3MM1 & 3MM2 : ADDITIONAL 10% DISCOUNT

• BOOKCASES WITH 15" DEPTH ADD 20% / 18" DEPTH ADD 33% / 24" DEPTH ADD 50%

- BOOKCASES COME FULLY ASSEMBLED
- ADJUSTABLE HOLES EVERY 32mm FROM ALMOST TOP TO BOTTOM
- SAME COLOR MASONITE BACKS FOR SOLID COLORS EXCEPT FOR CHARCOAL & GREEN
- BLACK, ALMOND, GREY OR WHITE MASONITE BACKS FOR WOOD GRAIN COLORS

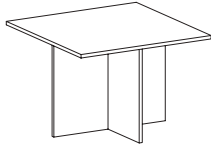
- OPTION 3 #91 GROMMET = \$15.00
- OPTION 4 #12 LOCK FOR B/F = \$18.00 #13 LOCK FOR B/B/F = \$27.00 #15 LOCK FOR DOOR = \$27.00
- OPTION 5 #BT BOW TOP - 6" DEEPER AT BOW CENTER i.e. 36x72 - 36 BOW TO 42 = \$180.00
- OPTION 6 #2" or 15/8" 2" or 15/8" TOP - ALL 2" TOPS HAVE ROUNDED CORNERS=\$21.00 sq.ft. on top of 3MM1 Price
- OPTION 19 #DB DOOR 26"H FOR BOTTOM OF BOOKCASE STE1 = \$180.00 3MM = \$225.00

CONFERENCE TABLES

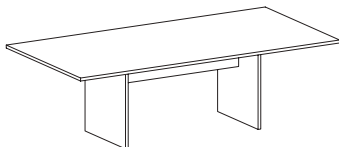


ROUND

FOR CURVED LEGS
ADD \$120



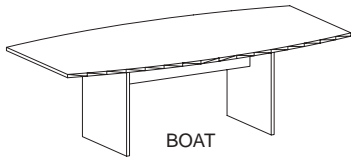
SQUARE



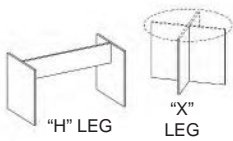
RECTANGULAR



Oval

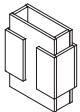


BOAT



"H" LEG

"X" LEG



CL4




#CL1
Cube Leg



#CL2
Rect. Leg



#CL3



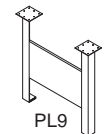
#PL8

#PL2

#PL4

#PL7U

#PL7



PL9



#TX

#XT

MODEL	DIMENSIONS (inches) (D x W x H)	STE1	3MM2 3MM1	TMD1	3MM5 3MM4 3MM3
-------	------------------------------------	------	--------------	------	----------------------

ROUND TABLES "X" LEG (INCLUDED)

#36R	36" DIAMETER x 29H.....	\$507.00.....	\$588.00.....	\$663.00.....	\$720.00
#42R	42" DIAMETER x 29H.....	\$549.00.....	\$633.00.....	\$705.00.....	\$810.00
#48R	48" DIAMETER x 29H.....	\$594.00.....	\$681.00.....	\$753.00.....	\$912.00
#60R	60" DIAMETER x 29H.....	N/A.....	\$960.00.....	\$1071.00.....	\$1317.00

SQUARE TABLES "X" LEG (INCLUDED)

#36S	36x36x29.....	\$444.00.....	\$519.00.....	\$663.00.....	\$720.00
#42S	42x42x29.....	\$480.00.....	\$564.00.....	\$705.00.....	\$810.00
#48S	48x48x29.....	\$519.00.....	\$612.00.....	\$753.00.....	\$912.00
#60S	60x60x29.....	N/A.....	\$888.00.....	\$1071.00.....	\$1317.00

RECTANGLE TABLES "H" LEG (INCLUDED)

#3060R	30x60x29.....	\$450.00.....	\$519.00.....	\$735.00.....	\$789.00
#3066R	30x66x29.....	\$486.00.....	\$558.00.....	\$768.00.....	\$855.00
#3672R	36x72x29.....	\$570.00.....	\$636.00.....	\$867.00.....	\$1020.00
#4896R	48x96x29.....	N/A.....	\$975.00.....	\$1257.00.....	\$1656.00
#60108R	60x108x29.....	N/A.....	\$1380.00.....	\$1602.00.....	\$2739.00

OVAL TABLES "H" LEG (INCLUDED)

#3060V	30x60x29.....	\$594.00.....	\$663.00.....	\$735.00.....	\$789.00
#3066V	30x66x29.....	\$630.00.....	\$696.00.....	\$768.00.....	\$855.00
#3672V	36x72x29.....	\$711.00.....	\$777.00.....	\$867.00.....	\$1020.00
#4896V	48x96x29.....	N/A.....	\$1116.00.....	\$1257.00.....	\$1656.00
#60108V	60x108x29.....	N/A.....	\$1512.00.....	\$1602.00.....	\$2739.00

BOAT TABLES "H" LEG (INCLUDED)

#3060B	30x60x29.....	\$594.00.....	\$663.00.....	\$735.00.....	\$789.00
#3066B	30x66x29.....	\$630.00.....	\$696.00.....	\$768.00.....	\$855.00
#3672B	36x72x29.....	\$711.00.....	\$777.00.....	\$867.00.....	\$1020.00
#4896B	48x96x29.....	N/A.....	\$1116.00.....	\$1257.00.....	\$1656.00
#60108B	60x108x29.....	N/A.....	\$1512.00.....	\$1602.00.....	\$2739.00

TABLE LEGS

"X" LEG	24x24x28 (EACH).....	\$282.00.....	\$351.00.....	N/A.....	N/A
"H" LEG	24x48x28 (SET).....	\$234.00.....	\$294.00.....	N/A.....	N/A
#CL1	Cube Leg 15x15x28 (PAIR).....	\$441.00.....	\$537.00.....	N/A.....	N/A
#CL2	Rectangular Leg 8x20x28 (PAIR).....	\$441.00.....	\$537.00.....	N/A.....	N/A
#CL3	Rectangular Leg 8x20x28 (PAIR).....	\$921.00.....	\$1014.00.....	N/A.....	N/A
	(2-pces) with NEW YORKER 4" LEG				
#CL4	Rectangular Leg 8x20x28 (PAIR).....	N/A.....	\$777.00.....	N/A.....	N/A
	(2-pces) with half ring panel on both sides				

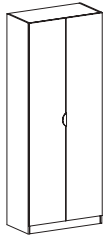
OPTIONAL TABLE LEGS

OPTION 12 #TX	METAL "TRUMPET" LEG w/WEIGHT FOR ROUND TABLE.....	\$705.00
OPTION 12 #XT	METAL "X" LEG FOR ROUND TABLE.....	\$420.00
OPTION 25 #PL2	6" BLACK POST LEG.....	\$225.00
OPTION 26 #PL4	2½" BLACK or BRUSHED CHROME POST LEG.....	\$60.00
OPTION 28 #PL7	2½" CHROME SQUARE LEG.....	\$120.00
OPTION 28 #PL7U	2½" CHROME SQUARE U-LEG 24".....	\$450.00
OPTION 59 #PL8	30"W 2½" SQUARE LEG.....	\$450 / ea
OPTION 50 #PL9	2½" LEFT & RIGHT METAL LEG with 4 MODESTY POSITIONS....	\$330.00

- TABLES ARE SHIPPED UNASSEMBLED / 2 PIECES FOR ROUND or SQUARE TABLE : TOP & END PANEL
- 3RD PIECE FOR RECTANGULAR TABLE : CENTER PARTITION
- TMD1 IS A 1" THICK x 5/8" DEEP T-MOLD ON ALL TOPS. BLACK EDGE ONLY. END PANELS ARE IN 3MM1

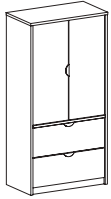
- OPTION 6 #2" or 15/8" 2" or 15/8" TOP – ALL 2" TOPS HAVE ROUNDED CORNERS=\$21.00 sq.ft. on top of 3MM1 Price
- OPTION 20 #CT FOR ANY CURVE OR ROUNDING (other than rectangular) = \$120.00 / PER TOP
- OPTION 36 #PB3 POWER BAR 4 1/8" round, 3 outlets 2 phone/modem jack grommet hideaway = \$300.00

STORAGE UNIT WITH MASONITE BACKS

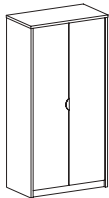


303 - 305 - 306

MODEL	DIMENSIONS (inches) (D x W x H)	STE1	3MM2 3MM1	3MM5 3MM4 3MM3
#303	15x30x77H 2-DOOR STORAGE UNIT 3 ADJ. SHELVES & 1 FIXED SHELF	\$786.00	\$924.00*	N/A
#305	20x30x77H 2-DOOR STORAGE UNIT 3 ADJ. SHELVES & 1 FIXED SHELF	\$921.00	\$1041.00*	N/A
#306	24x30x77H 2-DOOR STORAGE UNIT 3 ADJ. SHELVES & 1 FIXED SHELF	\$1209.00	\$1365.00*	N/A

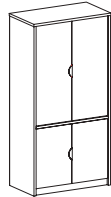


5830

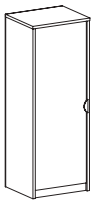
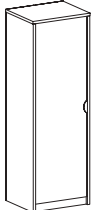


5832

#5830	20x36x72H (1" MATERIAL) 2-DRAWER LATERAL, 2-DOOR STORAGE W/LOCKS	\$1464.00	\$1602.00	\$1713.00
#5830.24	24x36x72H (1" MATERIAL) 2-DRAWER LATERAL, 2-DOOR STORAGE W/LOCKS	\$1569.00	\$1701.00	\$1836.00
#5833	20x36x72H (1" MATERIAL) 4-DOOR STORAGE UNIT W/LOCKS	\$1113.00	\$1248.00	\$1272.00
#5833.24	24x36x72H (1" MATERIAL) 4-DOOR STORAGE UNIT W/LOCKS	\$1212.00	\$1350.00	\$1398.00
#5832	20x36x72H (1" MATERIAL) 2-DOOR STORAGE UNIT 3 ADJ. SHELVES & 1 FIXED SHELF W/LOCKS	\$1011.00	\$1146.00	\$1257.00
#5832.24	24x36x72H (1" MATERIAL) 2-DOOR STORAGE UNIT 3 ADJ. SHELVES & 1 FIXED SHELF W/LOCKS	\$1113.00	\$1248.00	\$1293.00

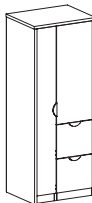
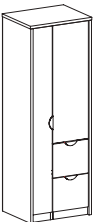


5833



5836/7/8/9

#5836	20x24x65H (1" MATERIAL) 1-DOOR STORAGE UNIT W/3 ADJ. SHELVES	\$756.00	\$840.00	\$918.00
#5837	24x24x65H (1" MATERIAL) 1-DOOR STORAGE UNIT W/3 ADJ. SHELVES	\$903.00	\$1002.00	\$1092.00
#5838	20x24x72H (1" MATERIAL) 1-DOOR STORAGE UNIT W/3 ADJ. SHELVES & 1 FIXED SHELF	\$804.00	\$891.00	\$966.00
#5839	24x24x72H (1" MATERIAL) 1-DOOR STORAGE UNIT W/3 ADJ. SHELVES & 1 FIXED SHELF	\$939.00	\$1038.00	\$1128.00



5866/7/8/9

#5866	20x25x65H (1" MATERIAL) WARDROBE / STORAGE / F/FL	\$1350.00	\$1485.00	\$1551.00
#5867	24x25x65H (1" MATERIAL) WARDROBE / STORAGE / F/FL	\$1449.00	\$1584.00	\$1668.00
#5868	20x25x72H (1" MATERIAL) WARDROBE / STORAGE / F/FL	\$1416.00	\$1551.00	\$1620.00
#5869	24x25x72H (1" MATERIAL) WARDROBE / STORAGE / F/FL	\$1518.00	\$1650.00	\$1734.00



5872/73

#5872	20x25x72H (1" MATERIAL) WARDROBE / STORAGE / B/F/FL	\$1506.00	\$1641.00	\$1710.00
#5873	24x25x72H (1" MATERIAL) WARDROBE / STORAGE / B/F/FL	\$1608.00	\$1740.00	\$1824.00

*** 303, 305 & 306 ARE NOT AVAILABLE IN 3MM2 & COME IN 5/8" MATERIAL**

*** 5800 SERIES COME WITH INSIDE DOORS & DRAWERS**

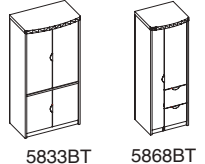
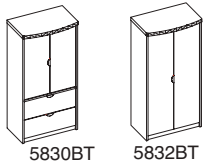
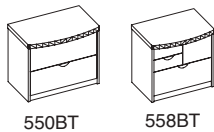
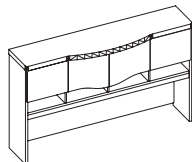
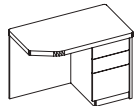
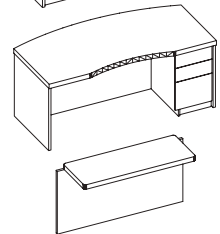
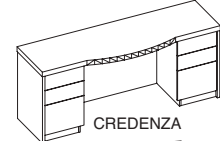
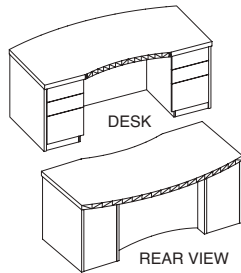
**OPTIONAL: OUTSIDE DOORS AVAILABLE AT NO CHARGE (UPON REQUEST)
FOR SOLID BACK PRICING (24"W, 30"W, ADD \$165.00) (36"W, ADD \$195.00)**

MANHATTAN SERIES

A DISTINCTIVE DESIGN

MAN?

3 MILLIMETER
3MM1 or 3MM2 or 3MM3
3MM4 or 3MM5 EDGE



MODEL	DIMENSIONS (inches) (D x W x H)	3MM2 3MM1	MAN2 MAN1	3MM4 3MM5	MAN5 MAN4 MAN3
-------	------------------------------------	--------------	--------------	--------------	----------------------

DOUBLE PEDESTAL DESKS

#MAN?-267BT	20/23x66x29H B/B/F-B/B/FL w/BOW TOP.....	\$1533.00.....			\$1710.00
#MAN?-279BT	20/23x72x29H B/B/F-B/B/FL w/BOW TOP.....	\$1551.00.....			\$1746.00
#MAN?-266BT	30/36x66x29H B/B/F-B/B/FL w/BOW TOP.....	\$1611.00.....			\$1746.00
#MAN?-274BT	30/36x72x29H B/B/F-B/B/FL w/BOW TOP.....	\$1707.00.....			\$1809.00
#MAN?-281BT	36/42x72x29H B/B/F-B/B/FL w/BOW TOP.....	\$1803.00.....			\$1938.00

SINGLE PEDESTAL DESKS

#MAN?-264BT	20/23x66x29H B/B/FL w/BOW TOP.....	\$1152.00.....			\$1329.00
#MAN?-268BT	20/23x72x29H B/B/FL w/BOW TOP.....	\$1173.00.....			\$1389.00
#MAN?-265BT	30/36x66x29H B/B/FL w/BOW TOP.....	\$1269.00.....			\$1491.00
#MAN?-239BT	30/36x72x29H B/B/FL w/BOW TOP.....	\$1368.00.....			\$1608.00
#MAN?-269BT	36/42x72x29H B/B/FL w/BOW TOP.....	\$1479.00.....			\$1728.00

BRIDGE & MODESTY

#3MM?-5003/4X	18x48 BRIDGE & MODESTY.....	\$345.00.....		\$468.00.....	
---------------	-----------------------------	---------------	--	---------------	--

RETURN

#MAN?-3204	24x42x29 B/B/F RETURN (36 to 48).....	\$792.00.....			\$960.00
------------	---------------------------------------	---------------	--	--	----------

HUTCHES w/DOORS & CUBBIES

#MAN?-5763BT	15/18x66x43H F4S w/BOW TOP.....	\$1356.00.....			\$1521.00
#MAN?-5763BTDO	15/18x66x43H F4S w/BOW TOP..... w/DOOR OPTION 1 to 9	\$1476.00.....			\$1641.00
#MAN?-5732BT	15/18x72x43H F4S w/BOW TOP.....	\$1422.00.....			\$1599.00
#MAN?-5732BTDO	15/18x72x43H F4S w/BOW TOP..... w/DOOR OPTION 1 to 9	\$1542.00.....			\$1719.00

LATERALS

#3MM?-550BT	20/23x36x29H 2-DRAWER LATERAL... \$1011.00.....			\$1122.00.....	
#3MM?-558BT	20/23x30x29H MULTI-FILE.....	\$1326.00.....			\$1392.00.....

STORAGE UNITS

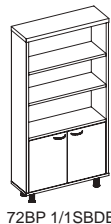
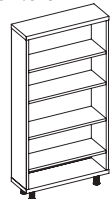
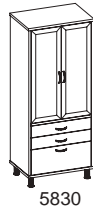
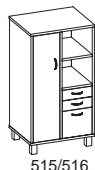
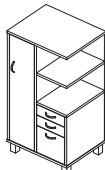
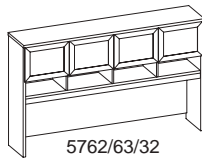
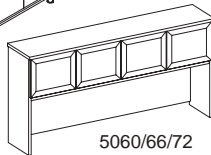
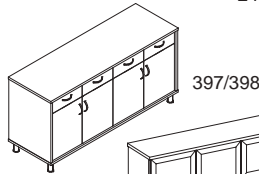
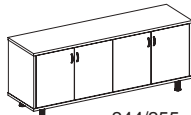
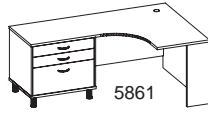
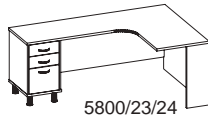
#3MM?-5832BT	20/23x36x72H 2-DOOR STORAGE UNIT... \$1326.00..... w/LOCK			\$1437.00.....	
#3MM?-5830BT	20/23x36x72H 2-DRAWER LATERAL \$1782.00..... 2-DOOR STORAGE w/LOCKS (1" MATERIAL)			\$1893.00.....	
#3MM?-5833BT	20/23x36x72H 4-DOOR STORAGE UNIT... \$1428.00..... w/LOCKS (1" MATERIAL)			\$1452.00.....	
#3MM?-5868BT	20/23x25x72H WARDROBE STORAGE... \$1731.00..... F/FL w/LOCKS (1" MATERIAL)			\$1800.00.....	

OPTION 1 #10	KEYBOARD	STE1 = \$84.00	3MM = \$105.00
OPTION 2 #20	CENTER DRAWER	STE1 = \$105.00	3MM = \$135.00
OPTION 3 #91	GROMMET = \$15.00		
OPTION 4 #12	LOCK FOR B/F = \$18.00	#13 LOCK FOR B/B/F = \$27.00	#15 LOCK FOR DOOR = \$27.00
OPTION 17 #T1	TASK LIGHT #1	24" CHOKE BALLEST REGULAR WIRE = \$90.00	36"=\$126.00
OPTION 18 #T2	TASK LIGHT #2	24" INDUSTRIAL BALLEST GROUND WIRE = \$300.00	
OPTION 21 #LH (1 to 7)	LATERAL HANDLES	\$9.00 / EACH for #1, #2, #3	\$12.00 / EACH for #4, #5, #6, #7
OPTION 23 #TB	TACK BOARD FOR HUTCH	69½X20 w/Capabilities of cutting down = \$270.00	(grey or cream)
OPTION 24 #OAK	ORGANIZER ACCESSORY	5-PCE KIT (back panel, paper & file tray, binder & pencil holder)	\$180.00
OPTION 29 #NY	Set of 4 ALUMINUM-LOOK DOORS	for HUTCH = \$960.00	
OPTION 36 #PB3	POWER BAR	4 1/8" round, 3 outlets 2 phone/modem jack grommet hideaway = \$300.00	
OPTION 37 #TC	TOWER COMPARTMENT	10x21" TO 28"H (1 side only) STE1 = \$90.00	3MM = \$120.00
OPTION 38 #DT	1 DOOR FOR TOWER	STE1 = \$75.00	3MM = \$99.00
OPTION 39 #DO	HUTCH DOOR OPTION 1 to 9	= \$120.00	
OPTION 40 #RO	ROD FOR HANGING	including rod supports (2) = \$90.00	
OPTION 42 #GM	GRILL MODESTY	for half modesty = \$300.00	

NEW YORKER'S SERIES

ALUMINUM LOOK

NY3M
3 MILLIMETER
ALUMINUM LOOK



MODEL	DIMENSIONS (inches) (D x W x H)	NY3M
-------	------------------------------------	------

EXTENDED CORNERS

#NY3M-5800	20x36x72x20x29H B/B/FL w/lock	\$1650.00
#NY3M-5823	20x66x48x24x29H B/B/FL w/lock	\$1674.00
#NY3M-5824	20x72x48x24x29H B/B/FL w/lock	\$1800.00
#NY3M-5861	20x72x48x24x29H B/B/LL w/lock (30"W).....	\$2061.00

FREE-STANDING PEDESTALS

#NY3M-570	20x15½x29H B/B/FL w/lock (F4S).....	\$816.00
#NY3M-550	20x30x29H B/B/LL w/lock (F4S).....	\$1113.00
#NY3M-570.24	24x15½x29H B/B/FL w/lock (F4S).....	\$888.00
#NY3M-550.24	24x30x29H B/B/LL w/lock (F4S).....	\$1197.00

CREDENZAS

#NY3M-255	20x72x29H 4-DOOR STORAGE w/lock.....	\$1494.00
#NY3M-244	24x72x29H 4-DOOR STORAGE w/lock	\$1683.00

BUFFET-HEIGHT CREDENZAS

#NY3M-397	20x72x36H 4-DRAWER TOP, 4-DOOR BOTTOM CREDENZA..... ON 4" LEGS	\$2766.00
#NY3M-398	24x72x36H 4-DRAWER TOP, 4-DOOR BOTTOM CREDENZA..... ON 4" LEGS	\$3006.00

HUTCHES

#NY3M-5060NY	15x60x36H ALUMINUM-LOOK, FRAMED FROSTED GLASS DOORS ...	\$1521.00
#NY3M-5066NY	15x66x36H ALUMINUM-LOOK, FRAMED FROSTED GLASS DOORS ...	\$1545.00
#NY3M-5072NY	15x72x36H ALUMINUM-LOOK, FRAMED FROSTED GLASS DOORS ...	\$1599.00
#NY3M-5762	15x60x43H ALUMINUM-LOOK, FRAMED FROSTED GLASS DOORS ...	\$1812.00
#NY3M-5763	15x66x43H ALUMINUM-LOOK, FRAMED FROSTED GLASS DOORS ...	\$1875.00
#NY3M-5732	15x72x43H ALUMINUM-LOOK, FRAMED FROSTED GLASS DOORS ...	\$1941.00

STORAGE UNITS

#NY3M-5830	20x30x72H 2-DOOR STORAGE, B/B/L..... ALUMINUM-LOOK, FRAMED FROSTED GLASS DOORS	\$2979.00
#NY3M-5830.24	24x30x72H 2-DOOR STORAGE, B/B/L..... ALUMINUM-LOOK, FRAMED FROSTED GLASS DOORS	\$3153.00
#NY3M-515	20x30x56H B/B/F / WARDROBE / BOOKCASE.....	\$1485.00
#NY3M-516	24x30x56H B/B/F / WARDROBE / BOOKCASE.....	\$1584.00
#NY3M-517	20x30x56H B/B/F / WARDROBE / OPEN BOOKCASE.....	\$1485.00
#NY3M-518	24x30x56H B/B/F / WARDROBE / OPEN BOOKCASE.....	\$1584.00

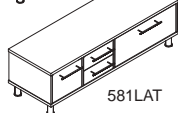
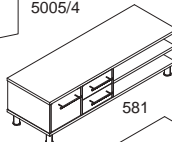
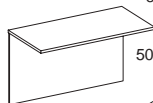
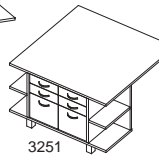
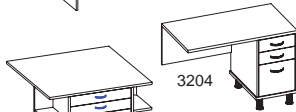
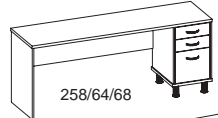
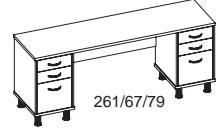
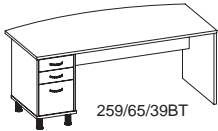
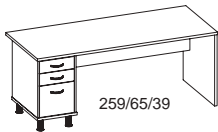
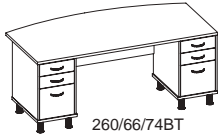
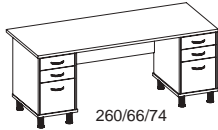
BOOKCASES

#NY3M-72BP 1/1SB	12x32x72H OPEN BOOKCASE w/solid back.....	\$837.00
#NY3M-72BP 1/1SDBD	12x32x72H OPEN BOOKCASE w/solid back & bottom doors...	\$1062.00

• **CHANGING FROM 20" END to 24" ENDS for EXTENDED CORNER..... NO CHARGE**
 • **GRILL MODESTY for HALF MODESTY ADD \$300.00**

• OPTION 1 #10	KEYBOARD	STE1 = \$84.00	3MM = \$105.00
• OPTION 2 #20	CENTER DRAWER	STE1 = \$105.00	3MM = \$135.00
• OPTION 3 #91	GROMMET	= \$15.00	
• OPTION 5 #BT	BOW TOP	- 6" DEEPER AT BOW CENTER i.e. 36x72 - 36 BOW TO 42 = \$180.00	
• OPTION 6 #2" or 15/8"	2" or 15/8" TOP	- ALL 2" TOPS HAVE ROUNDED CORNERS=\$21.00 sq.ft. on top of 3MM1 Price	
• OPTION 17 #T1	TASK LIGHT #1	CHOKE BALLEST REGULAR WIRE	24" = \$90.00 36"=\$126.00
• OPTION 18 #T2	TASK LIGHT #2	INDUSTRIAL BALLEST GROUND WIRE	24" = \$300.00
• OPTION 21 #LH (1 to 7)	LATERAL HANDLES	\$9.00 / EACH for #1, #2, #3	\$12.00 / EACH for #4, #5, #6, #7
• OPTION 23 #TB	TACK BOARD	FOR HUTCH 69½X20 w/Capabilities of cutting down = \$270.00 (grey or cream)	
• OPTION 24 #OAK	ORGANIZER ACCESSORY	5-PCE KIT (back panel, paper & file tray, binder & pencil holder \$180.00	
• OPTION 29 #NY	Set of 4 ALUMINUM-LOOK DOORS	for HUTCH = \$960.00	
• OPTION 36 #PB3	POWER BAR	4 1/8" round, 3 outlets 2 phone/modem jack grommet hideaway = \$300.00	
• OPTION 42 #GM	GRILL MODESTY	for half modesty = \$300.00	

NY3M 3 MILLIMETER ALUMINUM LOOK



NEW YORKER'S SERIES

ALUMINUM LOOK

MODEL	DIMENSIONS (inches) (D x W x H)	NY3M
-------	------------------------------------	------

DOUBLE PEDESTAL DESKS

#NY3M-260	30x60x29H B/B/F-B/B/FL.....	\$1875.00
#NY3M-266	30x66x29H B/B/F-B/B/FL.....	\$1956.00
#NY3M-274	30x72x29H B/B/F-B/B/FL.....	\$2064.00
#NY3M-260BT	30/36x60x29H BOW TOP B/B/F-B/B/FL.....	\$2082.00
#NY3M-266BT	30/36x66x29H BOW TOP B/B/F-B/B/FL.....	\$1821.00
#NY3M-274BT	30/36x72x29H BOW TOP B/B/F-B/B/FL.....	\$2268.00

SINGLE PEDESTAL DESKS

#NY3M-259	30x60x29H B/B/FL (L or R).....	\$1248.00
#NY3M-265	30x66x29H B/B/FL (L or R).....	\$1344.00
#NY3M-239	30x72x29H B/B/FL (L or R).....	\$1443.00
#NY3M-259BT	30/36x60x29H BOW TOP B/B/FL (L or R).....	\$1452.00
#NY3M-265BT	30/36x66x29H BOW TOP B/B/FL (L or R).....	\$1554.00
#NY3M-239BT	30/36x72x29H BOW TOP B/B/FL (L or R).....	\$1647.00

DOUBLE PEDESTAL CREDENZAS

#NY3M-261	20x60x29H B/B/F-B/B/FL.....	\$1890.00
#NY3M-267	20x66x29H B/B/F-B/B/FL.....	\$1893.00
#NY3M-279	20x72x29H B/B/F-B/B/FL.....	\$1905.00

SINGLE PEDESTAL CREDENZAS

#NY3M-258	20x60x29H B/B/FL (L or R).....	\$1203.00
#NY3M-264	20x66x29H B/B/FL (L or R).....	\$1230.00
#NY3M-268	20x72x29H B/B/FL (L or R).....	\$1248.00

RETURNS

#NY3M-3204	24x42x29H (up to 48" w) B/B/F.....	\$1071.00
#NY3M-3250	48x48x29H B/B/LAT OPEN BOOKCASE.....	\$1809.00
#NY3M-3251	48x48x29H B/B/F-B/B/F OPEN BOOKCASE.....	\$1809.00

BRIDGES & MODESTIES

#3MM1-5005/4	24x48 / 48 1/4x28 (36 to 48").....	\$357.00
--------------	------------------------------------	----------

PEDESTALS

#NY3M-581	20x60x20H F/B/B/OPEN on 4" legs.....	\$1050.00
#NY3M-581LAT	20x60x20H F/B/B/LATERAL on 4" legs.....	\$1302.00
#NY3M-190	19x16 3/8x28H B/B/F PED (no top).....	\$735.00

• FOR 24" DEEP CREDENZA: SAME PRICE AS 30" DEEP

NY3M PED DEPTH FOR DESK.....24" DEEP
 NY3M PED DEPTH FOR CREDENZA..... 20" DEEP
 NY3M PED DEPTH FOR RETURN..... 24" DEEP

- OPTION 1 #10
- OPTION 2 #20
- OPTION 3 #91
- OPTION 4 #12
- OPTION 5 #BT
- OPTION 6 #2" or 15/8"
- OPTION 21 #LH (1 to 7)
- OPTION 24 #OAK
- OPTION 36 #PB3
- OPTION 37 #TC
- OPTION 38 #DT
- OPTION 42 #GM

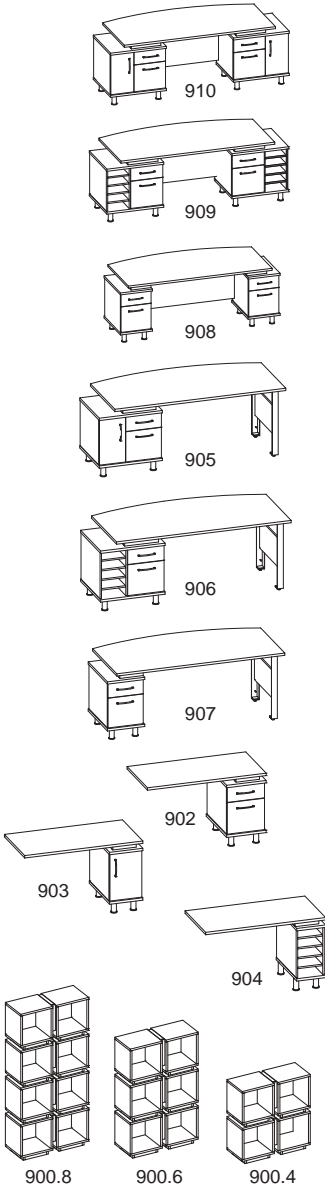
KEYBOARD	STE1 = \$84.00	3MM = \$105.00
CENTER DRAWER	STE1 = \$105.00	3MM = \$135.00
GROMMET	= \$15.00	
LOCK FOR B/F	= \$18.00	#13 LOCK FOR B/B/F = \$27.00 #15 LOCK FOR DOOR = \$27.00
BOW TOP	- 6" DEEPER AT BOW CENTER i.e. 36x72 - 36 BOW TO 42 = \$180.00	
2" or 15/8" TOP	- ALL 2" TOPS HAVE ROUNDED CORNERS=\$21.00 sq.ft. on top of 3MM1 Price	
LATERAL HANDLES	\$9.00 / EACH for #1, #2, #3	\$12.00 / EACH for #4, #5, #6, #7
ORGANIZER ACCESSORY	5-PCE KIT (back panel, paper & file tray, binder & pencil holder = \$180.00)	
POWER BAR	4 1/8" round, 3 outlets 2 phone/modem jack grommet hideaway = \$300.00	
TOWER COMPARTMENT	10x21" TO 28"H (1 side only)	STE1 = \$90.00 3MM = \$120.00
1 DOOR FOR TOWER	STE1 = \$75.00	3MM = \$99.00
GRILL MODESTY	for half modesty = \$300.00	

SATURN SERIES FLOATING TOP DESIGN

3MSAT
3 MILLIMETER
FLOATING TOP DESIGN

MODEL **DIMENSIONS (inches)** **3MSAT**
(D x W x H)

DOUBLE PEDESTAL DESK



#3MSAT-910 30/36x84x29H DOUBLE PED DESK..... \$2760.00
DOOR/B/F-DOOR/B/FL SORTER BEHIND DOOR
A RAISED BOW TOP with 4" LEGS, PROUD DOOR & DRAWER FRONT

#3MSAT-909 30/36x84x29H DOUBLE PED DESK..... \$2562.00
OPEN/B/F-OPEN/B/FL SORTER IN OPEN SPACE
A RAISED BOW TOP with 4" LEGS, PROUD DOOR & DRAWER FRONT

#3MSAT-908 30/36x72x29H DOUBLE PED DESK B/F-B/FL.....\$1845.00
A RAISED BOW TOP with 4" LEGS, PROUD DOOR & DRAWER FRONT

SINGLE PEDESTAL DESK

#3MSAT-905 30/36x84x29H SINGLE PED DESK DOOR/B/FL.....\$2037.00
WITH RAISED TOP & #PL9 LEG with 4-POSITION MODESTY

#3MSAT-906 30/36x84x29H SINGLE PED DESK OPEN/B/FL..... \$1938.00
WITH RAISED TOP & #PL9 LEG with 4-POSITION MODESTY

#3MSAT-907 30/36x72x29H SINGLE PED DESK B/FL.....\$1410.00
WITH RAISED TOP & #PL9 LEG with 4-POSITION MODESTY

RETURN

#3MSAT-902 24x48x29H RETURN B/F WITH RAISED TOP \$942.00
with 4" LEGS, PROUD DOOR & DRAWER FRONT

#3MSAT-903 24x48x29H RETURN SORTER/DOOR WITH RAISED TOP..... \$837.00
with 4" LEGS, PROUD DOOR & DRAWER FRONT

#3MSAT-904 24x48x29H RETURN OPEN SORTER WITH RAISED TOP & 4"LEGS.. \$735.00

BOOKCASE

#3MSAT-900.4 15x37½x40H FLOATING 4-BOX BOOKCASE.....\$1440.00

#3MSAT-900.6 15x37½x60H FLOATING 6-BOX BOOKCASE.....\$2100.00

#3MSAT-900.8 15x37½x80H FLOATING 8-BOX BOOKCASE.....\$2700.00

WALL MOUNT

#3MSAT-227FDNY 15x72x15H WALL MOUNT HUTCH WITH RAISED TOP.....\$1446.00
FLIPPER DOOR IN MIDDLE & FROSTED GLASS DOOR (R & L)

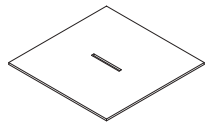
CREDENZA

#3MSAT-911 20x72x29H DOUBLE PED CREDENZA..... \$2250.00
B/F/DOOR-B/FL/RAISED TOP with 4" LEGS
PROUD DOOR & DRAWER FRONT

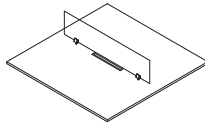
#3MSAT-901 20x72x29H 4-DOOR CREDENZA..... \$2007.00
A RAISED TOP with 4" LEGS, PROUD DOOR & DRAWER FRONT

SEE PAGE 117 FOR A COMPLETE LIST OF OPTIONS

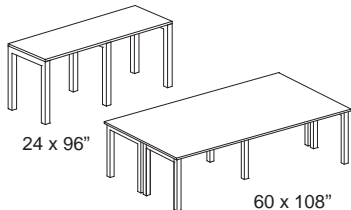
BENCHING WORK STATION



Top



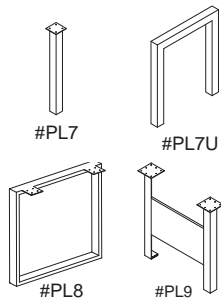
Top with Plexiglass privacy panel



24 x 96"

60 x 108"
or
60 x 96"

2 1/2" square legs
2 1/2" 24" U square leg

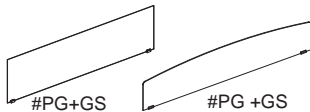


#PL7

#PL7U

#PL8

#PL9



#PG+GS

#PG +GS



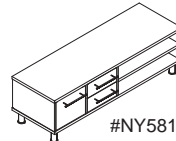
#PB1 Power Bar/ USB




#PB3



#580



#NY581



#585

MODEL	DIMENSIONS (inches) (D x W x H)	3MM2 3MM1	3MM5 3MM4 3MM3
-------	------------------------------------	--------------	----------------------

2-PERSON STATION

#TOP	48x48x1" or 1 5/8" or 2" TOP w/(1) 17" paper slot grommet.....	\$522.00.....	\$858.00
#TOP	60x60x1" or 1 5/8" or 2" TOP w/(1) 17" paper slot grommet.....	\$711.00.....	\$1236.00
#TOP	48x60x1" or 1 5/8" or 2" TOP w/(1) 17" paper slot grommet.....	\$606.00.....	\$1026.00

2 & 4-PERSON STATION

#TOP	60x108x1" or 1 5/8" or 2" TOP.....	\$945.00.....	\$1890.00
#TOP	60x96x1" or 1 5/8" or 2" TOP.....	\$840.00.....	\$1680.00
#TOP	24x96x1" or 1 5/8" or 2" TOP.....	\$336.00.....	\$672.00

OPTION #PL7	2 1/2" SQUARE LEG (2 pces / \$120.00 each).....	\$240.00.....	\$240.00
OPTION #PL7U	2 1/2" 24" "U" SQUARE LEG (4 pces / \$450.00 each).....	\$1800.00.....	\$1800.00
OPTION #PL8	2 1/2" CHROME SQUARE "O" LEG (4 pces / \$450.00 each).....	\$1800.00.....	\$1800.00
OPTION #PL9	2 1/2" LEFT & RIGHT METAL LEG with 4 POSITIONS.....	\$330.00.....	\$330.00

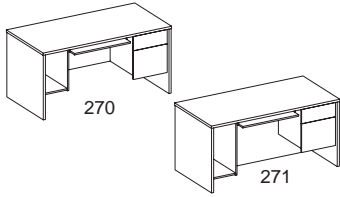
PARTS

OPTION #PG	FROSTED PLEXI-GLASS 12x48 (2 pces / \$210.00 each).....	\$432.00.....	\$432.00
OPTION #GS	GLASS SUPPORT (2 pces of plexi-glass/ \$24.00 ea x 4)	\$96.00.....	\$96.00
OPTION #PB1	RECTANGULAR POWER BAR 2-outlet / 2-USB / 1 phone jack.....	\$360.00.....	\$360.00
OPTION #PB3	4 1/8" DIAMETER POWER BAR – 3-outlet/2 USB.....	\$300.00.....	\$300.00
OPTION#WH	2 3/4" WIRE HOLDER / \$9.00/linear ft. (2 sides require 8'ft/side = 16'ft x \$9.00)..	\$144.00.....	\$144.00

OPTION#580	20x15 1/2x20H F4S B/FL MOBILE PED on wheels with 10" handles....	\$513.00.....	\$564.00
OPTION#NY581	20x60x20H F4S F/B/B OPEN PED on 4" legs.....	\$1050.00.....	\$1225.00
OPTION #585	20x72x23H F4S B/LAT LOW CREDENZA.....	\$897.00.....	\$999.00
OPTION #C1	CUSHION 20x31 (GREEN / BLUE / BROWN).....	\$300.00.....	\$300.00
OPTION #C2	CUSHION 20x15 1/2 (GREEN / BLUE / BROWN).....	\$240.00.....	\$240.00

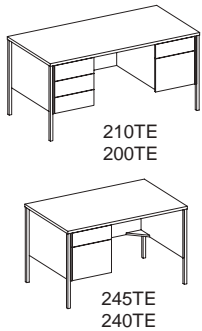
SEE PAGE 33 & 76 FOR MORE PEDESTALS

COMPUTER OFFICE FURNITURE



MODEL	DIMENSIONS (inches) (D x W x H)	STE1	3MST2	3MM2	3MM5
			3MST1	3MM1	3MM4 3MM3
#270	30x60x29H TOWER DESK 17" Tower..... K.B., B/FL Pedestal (R) or (L)	\$681.00.....	\$804.00.....	\$942.00.....	\$1200.00
#271	30x60x29H TOWER DESK 21" Tower..... K.B., B/FL Pedestal (R) or (L)	\$789.00.....	\$804.00.....	\$942.00.....	\$1200.00

TEACHER'S DESK (BLACK METAL LEGS)




MODEL	DIMENSIONS (inches) (D x W x H)	STE1	3MST2	3MM2	3MM5
			3MST1	3MM1	3MM4 3MM3
#210TE	30x72x29H DOUBLE PED DESK B/B/B-B/FL.....	N/A.....	\$882.00.....	N/A.....	N/A
#200TE	30x60x29H DOUBLE PED DESK B/B/B-B/FL.....	N/A.....	\$789.00.....	N/A.....	N/A
#245TE	30x48x29H SINGLE PED DESK B/FL.....	N/A.....	\$600.00.....	N/A.....	N/A
#240TE	24x43x29H SINGLE PED DESK B/FL.....	N/A.....	\$525.00.....	N/A.....	N/A

TEACHER'S DESK COME WITH: 3MM EDGE ON EVERY EXPOSED PANEL
 FULL EXTENSION BALL BEARING SLIDES ON ALL DRAWERS
 BLACK BOTTOM & CHOICE OF 30-COLOR FOR TOPS

SPECIAL ALL MOLDED BLACK CENTER DRAWER.....\$105.00

DESIGN YOUR OWN CLASSROOM FURNITURE

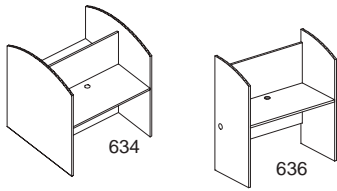


MODEL	DIMENSIONS (inches)	STE1	3MM2	3MM4
			3MM1	3MM3
#TOP*	30x72x1" TOP.....	\$270.00.....	\$315.00.....	\$630.00
#PL4	2½" POST LEG (4 x \$60.00)..... w/threaded mounting plate	\$240.00.....	\$240.00.....	\$240.00
#177	12x72x24H BOOKCASE RISER HUTCH.....	\$447.00.....	\$522.00.....	\$522.00
#OAK	ORGANISER ACCESSORY KIT.....	\$180.00.....	\$180.00.....	\$180.00
	TOTAL.....	\$1137.00.....	\$1257.00.....	\$1572.00
#TOP*	30x60x1" TOP.....	\$225.00.....	\$264.00.....	\$525.00
#MODESTY*	10x60 MODESTY.....	\$75.00.....	\$87.00.....	\$87.00
#189	19x15½x18 B/F PED.....	\$258.00.....	\$375.00.....	\$375.00
#PL5	METAL "L" / "U" LEG w/24" base for..... for Rectangular or Angular table top	\$570.00/pair....	\$570.00/pair..	\$570.00/pair
	TOTAL.....	\$1128.00.....	\$1296.00.....	\$1557.00

* **15% DISCOUNT FOR 12 PIECES OR MORE FOR ANY TOP IN SAME COLOR & SIZE**

- OPTION 1 #10 **KEYBOARD** STE1 = \$84.00 3MM = \$105.00
- OPTION 2 #20 **CENTER DRAWER** STE1 = \$105.00 3MM = \$135.00
- OPTION 3 #91 **GROMMET** = \$15.00
- OPTION 4 #12 **LOCK FOR B/F** = \$18.00 #13 **LOCK FOR B/B/F** = \$27.00 #15 **LOCK FOR DOOR** = \$27.00
- OPTION 5 #BT **BOW TOP** – 6" DEEPER AT BOW CENTER i.e. 36x72 – 36 BOW TO 42 = \$180.00
- OPTION 6 #2" or 15/8" **2" or 15/8" TOP** – ALL 2" TOPS HAVE ROUNDED CORNERS=\$21.00 sq.ft. on top of 3MM1 Price
- OPTION 7 #X **CHANGING EACH B/B/F TO F/F, ADD \$30.00 FOR STE1 ONLY**
- OPTION 14 #X **FULL MODESTY** IN DESK OR RETURN FOR STE1, ADD \$90.00 3MST, ADD \$45.00
- OPTION 21 #LH (1 to 3) **LATERAL HANDLES** \$9.00 / EACH for #1, #2, #3 \$12.00 / EACH for #4, #5, #6, #7
- OPTION 36 #PB3 **POWER BAR** 4 1/8" round, 3 outlets 2 phone/modem jack grommet hideaway = \$300.00
- OPTION 38 #DT **1 DOOR FOR TOWER** STE1 = \$75.00 3MM = \$99.00

LIBRARY

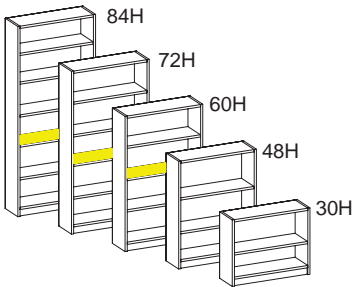


**MODEL DIMENSIONS (inches)
(D x W x H)**

**3MM2
3MM1**

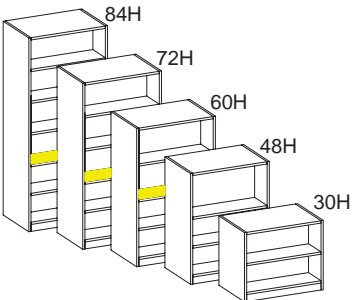
#634	48x48x54H Double sided CAROL UNIT w/bow top end panel, all 1".....	\$1653.00
#636	24x48x54H Single sided CAROL UNIT w/bow top end panel, all 1".....	\$885.00

BOOKCASES



#30BP1/1SB	12x32x30 BOOKCASE, all 1" / 5/8" solid back.....	\$372.00
#48BP1/1SB	12x32x48 BOOKCASE, all 1" / 5/8" solid back.....	\$555.00
#60BP1/1SB	12x32x60 BOOKCASE, all 1" / 5/8" solid back.....	\$648.00
#72BP1/1SB	12x32x72 BOOKCASE, all 1" / 5/8" solid back.....	\$759.00
#84BP1/1SB	12x32x84 BOOKCASE, all 1" / 5/8" solid back.....	\$858.00

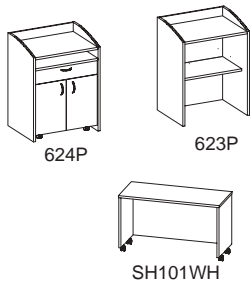
DOUBLE SIDED BOOKCASES



#DS30BP1/1	24x32x30 Double sided BOOKCASE, all 1" / 5/8" solid back.....	\$687.00
#DS48BP1/1	24x32x48 Double sided BOOKCASE, all 1" / 5/8" solid back.....	\$1026.00
#DS60BP1/1	24x32x60 Double sided BOOKCASE, all 1" / 5/8" solid back.....	\$1209.00
#DS72BP1/1	24x32x72 Double sided BOOKCASE, all 1" / 5/8" solid back.....	\$1416.00
#DS84BP1/1	24x32x84 Double sided BOOKCASE, all 1" / 5/8" solid back.....	\$1596.00

FOR 12+ BOOKCASES IN 3MM1 & 3MM2 : ADDITIONAL 10% DISCOUNT

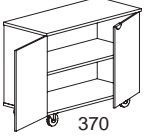
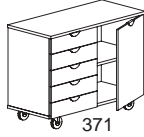
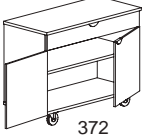

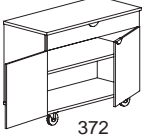

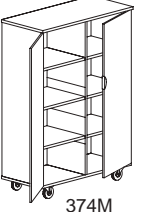
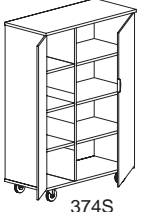
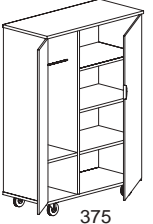
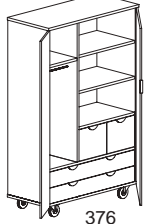



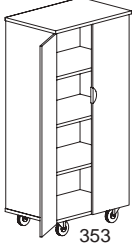
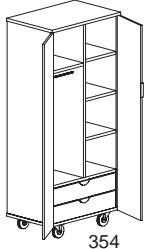
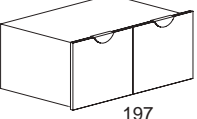
• *FOR 36" wide BOOKCASES, ADD 25%*



#623P	24x32x42 Open PODIUM all 1" w/adj. glide.....	\$672.00
#624P	24x32x42 F4S Open/drawer/2-door PODIUM on wheels all 1".....	\$1260.00
#SH101WH	20x48x27 F4S SHELL on wheels all 1" (fits under desk).....	\$540.00

HEAVY DUTY MOBILE STORAGE UNITS

IDEAL FOR SCHOOLS, HOSPITALS & ATTORNEY'S OFFICES

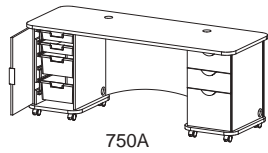
		MODEL	DIMENSIONS (inches) (D x W x H)	3MM1	
		#3MM1-370	22x48x36H 1 ADJ. SHELF w/DOORS.....	\$1710.00	
		#3MM1-370-ND	22x48x36H 1 ADJ. SHELF w/o DOORS.....	\$1527.00	
		#3MM1-371	22x48x36H 5 HALF-WIDTH DRAWERS, 1 ADJ. SHELF w/DOORS....	\$2445.00	
		#3MM1-371-ND	22x48x36H 5 HALF-WIDTH DRAWERS, 1 ADJ. SHELF w/o DOORS..	\$2408.00	
		#3MM1-372	22x48x36H 1 FULL-WIDTH DRAWER, 1 ADJ. SHELF w/DOORS.....	\$2028.00	
		#3MM1-372-ND	22x48x36H 1 FULL-WIDTH DRAWER, 1 ADJ. SHELF w/o DOORS....	\$1854.00	
		#3MM1-373	22x48x36H 5 FULL-WIDTH DRAWERS.....	\$2490.00	
		#3MM1-374 *	22x48x66H 2 FIXED & 4 ADJ. SHELVES w/LOCKING DOORS (M or S)..	\$2524.00	
		#3MM1-374-ND *	22x48x66H 2 FIXED & 4 ADJ. SHELVES w/o DOORS (M or S).....	\$2110.00	
		#3MM1-375	22x48x66H 1 FIXED & 2 ADJ. SHELVES, PARTITION, rod for clothes.....	\$2418.00	
			w/LOCKING DOORS		
		#3MM1-376	22x48x72H 1 FIXED & 2 ADJ. SHELVES, 2 wide drawers, rod for clothes..	\$3282.00	
			w/LOCKING DOORS		
			#3MM1-350	22x32½x36H 1 ADJ. SHELF w/DOORS.....	\$1209.00
			#3MM1-350-ND	22x32½x36H 1 ADJ. SHELF w/o DOORS.....	\$1089.00
			#3MM1-351	22x32½x36H 1 FULL-WIDTH DRAWER, 1 ADJ. SHELF w/DOORS.....	\$1422.00
			#3MM1-351-ND	22x32½x36H 1 FULL-WIDTH DRAWER, 1 ADJ. SHELF w/o DOORS...	\$1302.00
			#3MM1-352	22x32½x36H 5 FULL-WIDTH DRAWERS.....	\$1740.00
		#3MM1-353	22x32½x66H 1 FIXED & 2 ADJ. SHELVES w/LOCKING DOORS.....	\$2028.00	
		#3MM1-353-ND	22x32½x66H 1 FIXED & 2 ADJ. SHELVES w/o DOORS.....	\$1704.00	
		#3MM1-354	22x32½x66H 1 FIXED & 2 ADJ. SHELVES, 2 WIDE DRAWERS.....	\$2562.00	
			w/ROD FOR CLOTHES & DOORS		
		#3MST-197	20x30½x12½H SIDE-BY-SIDE FILE DRAWER PEDESTAL.....	\$495.00	
			to install in any unit		

- AVAILABLE IN 30 COLOR FINISHES
- ALL 1" MATERIAL with SOLID BACK F4S
- 5" WHEELS with 350-LB weight capacity each (350-lbs X 4 wheels) 1,400-lbs PER UNIT
- #374 M or S, M = central partition or S = 1/3 on side partition

EMPOWERED DESK SERIES

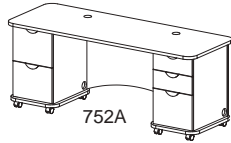
3MM1

MODEL DIMENSIONS (inches)
(D x W x H)



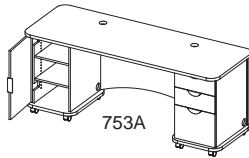
750A

#750A 26x72x29H EMPOWERED DESK..... \$2100.00
includes rounded corners for top/bottom of both peds, (8) wheels under ped, arch modesty, door for bins left (single/single/double/double bins), B/B/FL right (front locking on both peds), power bar (RJ45/RJ11 jacks) on inside of left door ped, 6" from top at center, (4) grommets at bottom rear of both ends of both peds w/tubular channel from end to end, (2) grommets on top at back positioned for inside of knee-space



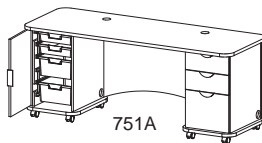
752A

#752A 26x72x29H EMPOWERED DESK..... \$2100.00
includes rounded corners for top/bottom of both peds, (8) wheels under ped, arch modesty, F/FL-B/B/FL (front locking on both peds), power bar (RJ45/RJ11 jacks) on inside of left door ped, 6" from top at center, (4) grommets at bottom rear of both ends of both peds w/tubular channel from end to end, (2) grommets on top at back positioned for inside of knee-space



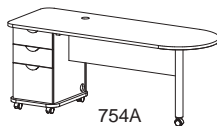
753A

#753A 26x72x29H EMPOWERED DESK..... \$1950.00
includes rounded corners for top/bottom of both peds, (8) wheels under ped, arch modesty, STORAGE-B/B/FL (front locking on both peds), power bar (RJ45/RJ11 jacks) on inside of left door ped, 6" from top at center, (4) grommets at bottom rear of both ends of both peds w/tubular channel from end to end, (2) grommets on top at back positioned for inside of knee-space



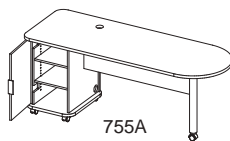
751A

#751A 26x60x29H EMPOWERED DESK..... \$2040.00
includes rounded corners for top/bottom of both peds, (8) wheels under ped, arch modesty, door for bins left (single/single/double/double bins), B/B/FL right (front locking on both peds), power bar (RJ45/RJ11 jacks) on inside of left door ped, 6" from top at center, (4) grommets at bottom rear of both ends of both peds w/tubular channel from end to end, (2) grommets on top at back positioned for inside of knee-space



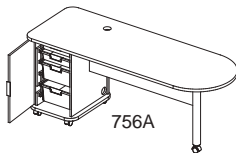
754A

#754A 26X60X29H EMPOWERED DESK.....\$2010.00
includes rounded corners for top/bottom of ped, (4) wheels under ped, post leg w/wheel, B/B/FL (front locking), power bar (RJ45/RJ11 jacks) on inside of left door ped, 6" from top at center, (2) grommets at bottom rear of end of ped w/tubular channel from end to end, (1) grommet on top at back positioned for inside of knee-space



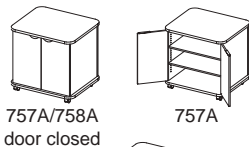
755A

#755A 26x60x29H EMPOWERED DESK.....\$1860.00
includes rounded corners for top/bottom of ped, (4) wheels under ped, post leg w/wheel, STORAGE (front locking), power bar (RJ45/RJ11 jacks) on inside of left door ped, 6" from top at center, (2) grommets at bottom rear of end of ped w/tubular channel from end to end, (1) grommet on top at back positioned for inside of knee-space



756A

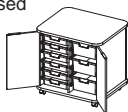
#756A 26x60x29H EMPOWERED DESK..... \$1710.00
includes rounded corners for top/bottom of ped, (4) wheels under ped, post leg w/wheel, (single/single/double/double bins), power bar (RJ45/RJ11 jacks) on inside of left door ped, 6" from top at center, (2) grommets at bottom rear of end of ped w/tubular channel from end to end, (1) grommet on top at back positioned for inside of knee-space



757A/758A
door closed

757A

#757A 26x31x29H STORAGE on (4) wheels..... \$1095.00
includes rounded corner for top/bottom, (2) adjustable shelves & (2) locking doors



758A

#758A 26x31x29H STORAGE on (4) wheels..... \$1395.00
includes rounded corner for top/bottom, (2) rows of bins, single/single/double/double per row & (2) locking doors

****GROMMETS THROUGH BOTH PEDESTALS & GROMMETS ON TOP ARE INCLUDED IN PRICING****

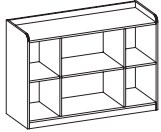
****THE BINS ARE INCLUDED IN PRICING & ARE AVAILABLE IN: YELLOW / GREEN / BLUE / RED****

****POWER BAR (#PB2) 4 outlets, 1 RJ11 (phone)/1 RJ45 (data) jacks 10'ft. cord surge protector INCLUDED IN PRICING****

****WIRE HOLDER 2 3/4" (#WH) INCLUDED IN PRICING****

DAYCARE

3MM2
3MM1



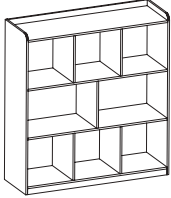
590

MODEL DIMENSIONS (inches)
(D x W x H)

STE1

STORAGE UNITS, FULLY ASSEMBLED w/SOLID BACK (all 5/8")

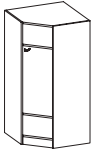
#590 17x46x32H 6-COMPARTMENT w/top lip storage unit.....\$837.00.....\$930.00



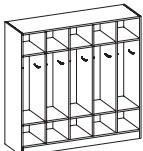
591

#591 17x50½x54½H 8-COMPARTMENT on 3 rows w/top lip storage unit...\$1119.00.... \$1245.00

LOCKERS, FULLY ASSEMBLED w/SOLID BACK (all 5/8")



593

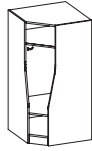


592

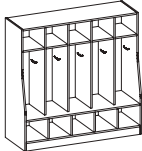
#592 15x49x48H 5-COMPARTMENT w/2 double hooks per compartment.. \$1170.00..... \$1299.00

#593 15x15x24x24x48H CORNER UNIT w/4 double hooks.....\$807.00..... \$897.00

LOCKERS with DEEPER BASES FULLY ASSEMBLED w/SOLID BACK (all 5/8")



595



594

#594 18/15x49x48H 5-COMPARTMENT w/bottom step, 2 double hooks... \$1572.00..... \$1749.00
per compartment

#595 18x18x24x24x48H CORNER UNIT w/bottom step, 4 double hooks.... \$1077.00.....\$1197.00

SCHOOLS · HOSPITALS · OFFICES

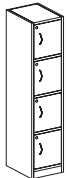
LOCKERS, FULLY ASSEMBLED w/SOLID BACK (all 5/8")



530

#530 20x48x53½H 9-door locker, all 1" material w/adj. glides,..... N/A.....\$2160.00
individual locks w/name tag & handle for each door & solid back

#531 20x24x70H 8-door locker, all 1" material w/adj. glides,.....\$1602.00..... \$1782.00
individual locks w/name tag & handle for each door & solid back



533



531/532

#532 20x32x70H 8-door locker, all 1" material w/adj. glides,.....\$1749.00..... \$1947.00
individual locks w/name tag & handle for each door & solid back

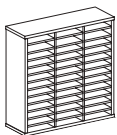
#533 20x16x70H 4-door locker, all 1" material w/adj. glides,.....\$972 .00..... \$1080.00
individual locks w/name tag & handle for each door & solid back



#32

• NAME TAGS ON EACH DOOR AVAILABLE AS AN OPTION.....\$24.00 / ea.

SORTERS, FULLY ASSEMBLED w/SOLID BACK (all 5/8")



538/539

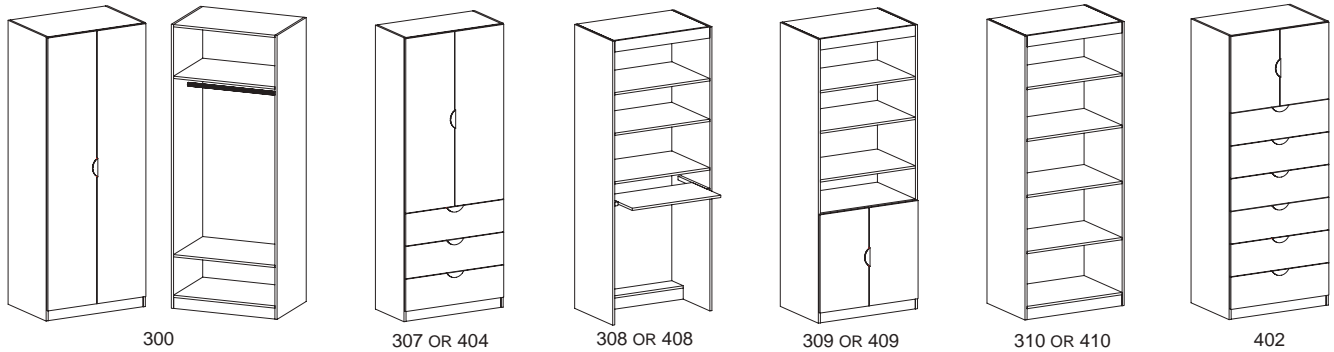
#538 12x36x36H SORTER..... \$1236.00..... \$1374.00

#539 12x48x36H SORTER..... \$1647.00..... \$1830.00

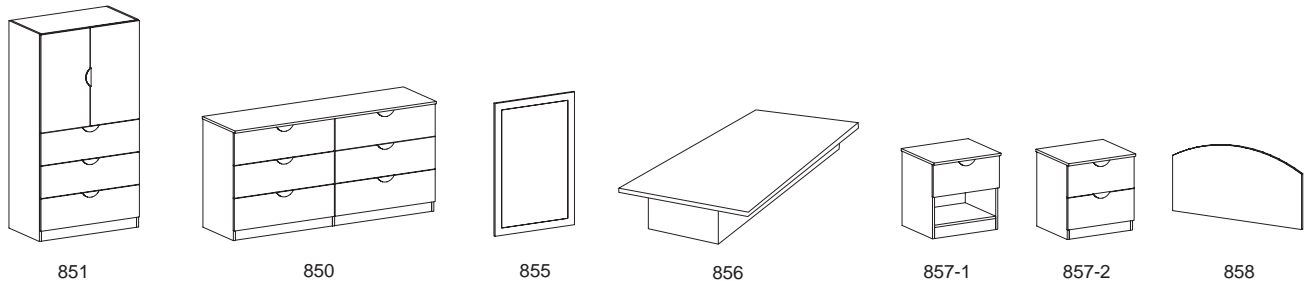
**** All units are available in 30 colors including 2-tone & edge treatment ****

WARDROBE

NURSING HOME FURNITURE



MODEL	DIMENSIONS (inches) (D x W x H)	STE1	3MM1
#300	21x30x77H WARDROBE W/1 ROD, 1 ADJ. SHELF & 1 FIXED SHELF.....	\$918.00.....	\$1035.00
#307	16x30x77H UNIT W/3 DRAWERS, 2 DOORS, 3 ADJ. SHELVES.....	\$954.00.....	\$1062.00
#308	16x30x77H DESK / BOOKCASE, 1 ROLL-OUT SHELF.....	\$522.00.....	\$579.00
#309	16x30x77H BOOKCASE, 2 DOORS / 3 ADJ. SHELVES.....	\$681.00.....	\$813.00
#310	15x30x77H OPEN BOOKCASE.....	\$513.00.....	\$594.00
#402	21x30x77H UNIT W/6 DRAWERS / 2 DOORS.....	\$1152.00.....	\$1350.00
#404	21x30x77H UNIT W/3DRAWERS, 2 DOORS, 3 ADJ. SHELVES.....	\$1056.00.....	\$1197.00
#408	21x30x77H DESK / BOOKCASE, 1 ROLL-OUT SHELF.....	\$621.00.....	\$696.00
#409	21x30x77H BOOKCASE, 2 DOORS / 3 ADJ. SHELVES.....	\$744.00.....	\$885.00
#410	20x30x77H OPEN BOOKCASE.....	\$576.00.....	\$669.00



#850	17x61x30H DOUBLE DRESSER W/6 DRAWERS.....	\$1059.00.....	\$1200.00
#851	17x30x57H UNIT W/3 DRAWERS, 2 DOORS.....	\$828.00.....	\$978.00
#855	24Wx36H MIRROR (20X30 MIRROR).....	\$333.00.....	\$372.00
#856	39x75x16H BEDBOX, UNFINISHED TOP / 15"H FRAME.....	\$507.00.....	\$558.00
#857-1	17x20x21H NIGHT TABLE, 1-DRAWER.....	\$270.00.....	\$300.00
#857-2	17x20x21H NIGHT TABLE, 2-DRAWERS.....	\$405.00.....	\$450.00
#858	20X39 HEADBOARD.....	\$246.00.....	\$267.00

- THE ABOVE PRICES ARE FOR 5/8" MATERIAL
- FOR 3/4", ADD 10% FOR 1", ADD 15%
- FOR A CHANGE IN SIZE OF UP TO 25% OF WIDTH, LENGTH OR HEIGHT, ADD 25% EACH WAY
- ALL DRAWERS HAVE MASONITE BOTTOM


OPTIONS.....SEE NEXT PAGE

All units are available in 30 colors including 2-tone & edge treatment

LIST U.S. DOLLARS 2017

866-338-6637 | TonerQuest.com

NURSING HOME FURNITURE



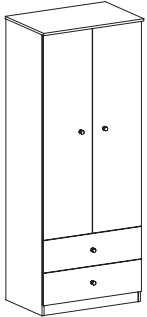
452



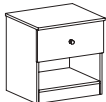
450 or 454



451



453



457-1



457-2



MODEL	DIMENSIONS (inches) (D x W x H)	STE1	3MM1	3MM1 WITH MOLDED DOOR #1	3MM1 WITH MOLDED DOOR #2
#450	20x30x30H 3-DRAWER DRESSER.....	\$702.00.....	\$810.00.....	\$1062.00.....	\$1176.00
#451	20x30x38H 4-DRAWER DRESSER.....	\$861.00.....	\$990.00.....	\$1338.00.....	\$1491.00
#452	20x30x48H 5-DRAWER DRESSER.....	\$1026.00.....	\$1182.00.....	\$1629.00.....	\$1818.00
#454	20x24x30H 3-DRAWER NIGHT STAND...	\$582.00.....	\$672.00.....	\$879.00.....	\$957.00
#453	20x30x77H 2-DRAWER / 2-DOOR..... INCLUDES 180 DEGREES HINGES / ROD FOR CLOTHES / SHELF	\$1068.00.....	\$1212.00.....	\$1806.00.....	\$1896.00
#457-1	17x20x21H 1-DRAWER NIGHT TABLE....	\$327.00.....	\$357.00.....	\$459.00.....	\$486.00
#457-2	17x20x21H 2-DRAWER NIGHT TABLE...	\$468.00.....	\$516.00.....	\$729.00.....	\$750.00
#458	39x40H HEADBOARD WITH TOP MOLDING.....	N/A.....	N/A.....	\$567.00.....	N/A
#455	24Wx36H MIRROR WITH TOP MOLDING.....	N/A.....	N/A.....	\$567.00.....	N/A

- THE ABOVE PRICES ARE FOR 5/8" MATERIAL
- DRAWER SLIDES ARE THE BOTTOM MOUNT EURO SLIDE
- ALL DRAWERS HAVE SOLID BOTTOM
- NAIL GLIDES ARE INCLUDED ON ALL FURNITURE


MINIMUM QUANTITY OF 150 ASS'T PIECES FOR MOULDED DOOR #1 & #2 AND MOULDING ON FRONTS

OPTIONS

- OPTION #1: FOR 3/4" THICK, ADD 10% FOR 1" THICK, ADD 15%
- OPTION #2: LOCK..... \$18.00 / EA.
- OPTION #3: SCRAP SOLID BACK FOR WEIGHT..... \$60.00 / PER UNIT
- OPTION #4: FULL EXTENSION BALL BEARING SLIDE..... \$36.00 / PER DRAWER
- OPTION #5: ADJUSTABLE GLIDES..... \$30.00 / PER UNIT
- OPTION #6: 3MM TOP ONLY ON STE1..... \$30.00 / PER UNIT
- OPTION #7: ROUNDED CORNER ON TOP..... \$30.00 / PER UNIT
- OPTION #8: ROUNDED CORNER FOR DRAWER FRONT..... FOR 1, 2 or 3 DRAWERS = \$30.00
- OPTION #9: FOR HEAVY DUTY 270* HINGES..... \$120.00 / PER UNIT
- OPTION #10: EACH ADDITIONAL DRAWER..... \$120.00 / PER DRAWER
- OPTION #11: ROD TO HANG CLOTHES..... \$60.00 / PER ROD
- OPTION #12: DB DOOR 26"H FOR BOTTOM OF BOOKCASE STE1 = \$150.00 3MM = \$195.00

DOOR OPTIONS for MOLDED DOOR SERIES

Ask us about
available colors



Custom NURSING HOME FURNITURE

"HPL" INSERT FOR DESIGN



Have your designer ask us to quote on your next project!

WARDROBE
2-DOOR / 2-DRAWER
 INCLUDES ROD FOR CLOTHES/SHELF ABOVE
 24"D X 30"W X 80"H
OR
 20"D X 30"W X 80"H

3-DRAWER NIGHTSTAND
 WITH LOCK FOR TOP DRAWER
 20"D X 30"W X 30"H



"HPL" INSERT FOR DESIGN



HEADBOARD 24"D X 36"W X 5/8"



FOOTBOARD 18"D X 36"W X 5/8"

Please see page 101 for pricing

LOCATION PHOTOS OF COMPLETED **TONER QUEST** CUSTOM PROJECTS



Fridge in cabinet



Dormitory 2-drawer bed box




HPL conference table with HPL insert on cube legs



Eagle Top Custom Desk Set



12 Drawer/Tray Drafting Stand




Conference Table/Rectangular 2-tone Cube Leg

LOCATION PHOTOS OF COMPLETED **TONER QUEST** CUSTOM PROJECTS



Benching Table with Bookcase Legs




Custom office



Workstation with plexiglass dividers



Stylish 4-Person Workstation



42" High Storage +Laterals w/Plexiglass Dividers



Stylish 4-Person Workstation

All units are available in 30 colors including 2-tone & edge treatment

LIST U.S. DOLLARS 2017

866-338-6637 | TonerQuest.com

TONER QUEST
PRODUCTS FOR YOUR OFFICE

LOCATION PHOTOS OF COMPLETED **TONER QUEST** CUSTOM PROJECTS



Custom Cube Leg for Glass top table



Custom Color Workstation w/cushion



Liquor store



Coffee / Fridge Furniture



Showroom/ Library / Office



Custom Color Reception Desk


LOCATION PHOTOS OF COMPLETED **TONER QUEST** CUSTOM PROJECTS



Reception Style Workstation



Workstation with laminate dividers



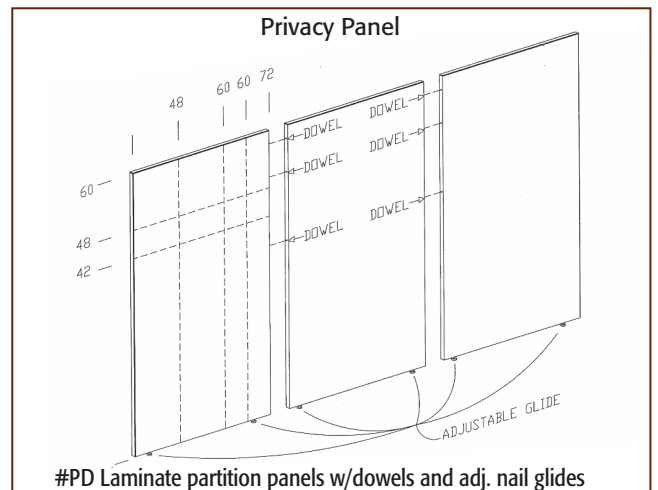
Workstation with laminate dividers



Workstation with laminate dividers



Workstation with HPL insert on laminate partition with plexiglass on top



TONER QUEST Desks and Workstations fitted with SMARTdesks[®] components

SMARTdesks[®] components are designed to add comfort to your work environment

SMARTdesks[®] components can be installed in the Candex Desks and/or Workstations

Using these components may reduce workman's compensation claims & may () eliminate carpal tunnel syndrome & back pain



flipIT Laptop Safe[®]



flipIT Workstation[®]



flipIT Lift[®] With monitor and keyboard hidden



flipIT Lift[®] With monitor and keyboard in use



* NO STUDY WAS MADE ABOUT THIS CLAIM, HOWEVER IT IS LOGICAL TO SURMISE THAT A COMFORTABLE WORK ENVIROMENT IS LESS STRESSFUL ON THE BODY.

SMARTDESKS COMPONENTS OPTIONS

flipIT Workstation® by SMARTdesks®

Multi-use work spaces and collaboration environments

Features

- Screen and keyboard instantly retract out of the way for multi-use desktop
- Automatic latch when lid is closed
- Controlled opening when keyboard tray is extended
- 26" x 8" dual arm keyboard tray retracts independently; extends to actuate flipIT opening
- Note: monitors, touchscreens and all-in-ones must be VESA compatible (attach with 4 monitor screws)
- Lid color & keyboard color: black

Capacities

- FIK-19 Max LCD case width = 18.875" for most 20" diagonal monitors
- FIK-23 Max LCD case width = 23" for most 24" diagonal monitors

ITEM NUMBER	MSRP
M-FIK-19-L-KIT-BL.....	\$780
M-FIK-23-L-KIT-BL.....	\$870



flipIT Laptop Safe® by SMARTdesks®

Provides a locked laptop storage chamber and a work surface when laptop is stowed

Features

- Provides a secure storage space, complies with HIPAA patient data security guidelines
- Power cord pass-through permits laptop to be connected to power and data when stowed
- Low batteries are never an issue
- Color: black

Capacities

- FIL-18 holds laptop with case dimensions up to 16.5" wide x 13" deep x 2.5" thick
- FIL-23 holds laptop with case dimensions up to 22.5" wide x 13.5" deep x 2.5" thick

ITEM NUMBER	MSRP
M-FIL-18-L-KIT-BL.....	\$975
M-FIL-23-L-KIT-BL.....	\$1,012



flipIT Lift® by SMARTdesks®

A smooth gliding monitor lift that uses no motors or electricity

Features

- Simply press to open, press to close
- Pneumatic lift mechanism does the work
- Supports VESA compatible flat screens and all-in-ones
- Screen tilt adjustment
- Eleven mounting positions are available to select screen height
- Color: black

Capacities

- MAX monitor case width: 22"
- Two models for monitor weight ranges: TLG 5-15 and THG 15-24 pounds

ITEM NUMBER	MSRP
M-MS-FLIFT-TLG.....for 5-15lb monitor.....	\$990
M-MS-FLIFT-THG...for 15-24lb monitor..	\$1,010



iDrawer™ by SMARTdesks®

iPad® or Laptop Storage Drawer with Lock

Features

- 3 Outlet Power Supply with powered USB inside drawer (optional)
- Cable pass-through in rear of drawer
- Heat vents in bottom of drawer
- 4 foam pads for airflow and abrasion prevention
- Heavy 22 gauge steel construction
- Powder coated in silver.

Capacities

- Inside dimensions iPad® 12" w x 9" d x 2" h
- Laptop 15" w x 11" d x 2" h

ITEM NUMBER	MSRP
M-OPT-IDRW1-707-SiPad drawer with power	\$441
M-OPT-IDRW1-XXX-S iPad drawer no power	\$371
M-OPT-IDRW2-707-SLaptop drawer with power	\$481
M-OPT-IDRW2-XXX-SLaptop drawer no power	\$411



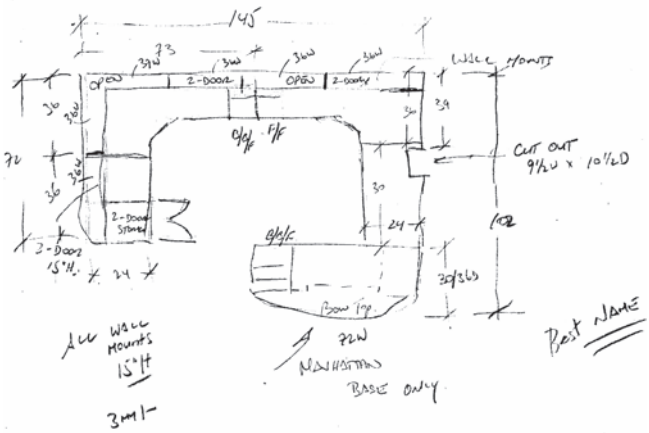
CANDEX DISCOUNT DOES NOT APPLY TO THESE SMARTDESK LIST PRICES.

FROM CONCEPTION

...TO COMPLETION

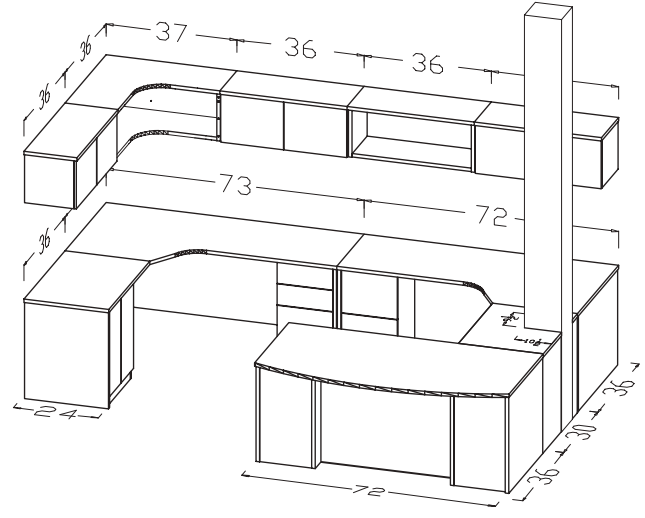
Customers request

1



TONER QUEST 3D line drawing

2



Order confirmation / acknowledgment

3

ITEM	QTY	UNIT PRICE	EXT. PRICE	DESCRIPTION	UNIT PRICE	QTY	EXT. PRICE
800-421-100-100	1	1,190.00	1,190.00	1 200 X 120 X 24" 2-TONE W/ 2" EDGE TREATMENT 2-TONE W/ 2" EDGE TREATMENT 2-TONE W/ 2" EDGE TREATMENT	1,190.00	1	1,190.00
800-421-100-100	1	224.00	224.00	1 200 X 120 X 24" 2-TONE W/ 2" EDGE TREATMENT 2-TONE W/ 2" EDGE TREATMENT 2-TONE W/ 2" EDGE TREATMENT	224.00	1	224.00
800-421-100-100	1	1,250.00	1,250.00	1 200 X 120 X 24" 2-TONE W/ 2" EDGE TREATMENT 2-TONE W/ 2" EDGE TREATMENT 2-TONE W/ 2" EDGE TREATMENT	1,250.00	1	1,250.00
800-421-100-100	1	1,270.00	1,270.00	1 200 X 120 X 24" 2-TONE W/ 2" EDGE TREATMENT 2-TONE W/ 2" EDGE TREATMENT 2-TONE W/ 2" EDGE TREATMENT	1,270.00	1	1,270.00
800-421-100-100	1	1,400.00	1,400.00	1 200 X 120 X 24" 2-TONE W/ 2" EDGE TREATMENT 2-TONE W/ 2" EDGE TREATMENT 2-TONE W/ 2" EDGE TREATMENT	1,400.00	1	1,400.00
800-421-100-100	1	1,600.00	1,600.00	1 200 X 120 X 24" 2-TONE W/ 2" EDGE TREATMENT 2-TONE W/ 2" EDGE TREATMENT 2-TONE W/ 2" EDGE TREATMENT	1,600.00	1	1,600.00
800-421-100-100	1	1,200.00	1,200.00	1 200 X 120 X 24" 2-TONE W/ 2" EDGE TREATMENT 2-TONE W/ 2" EDGE TREATMENT 2-TONE W/ 2" EDGE TREATMENT	1,200.00	1	1,200.00
800-421-100-100	1	1,200.00	1,200.00	1 200 X 120 X 24" 2-TONE W/ 2" EDGE TREATMENT 2-TONE W/ 2" EDGE TREATMENT 2-TONE W/ 2" EDGE TREATMENT	1,200.00	1	1,200.00
800-421-100-100	1	1,200.00	1,200.00	1 200 X 120 X 24" 2-TONE W/ 2" EDGE TREATMENT 2-TONE W/ 2" EDGE TREATMENT 2-TONE W/ 2" EDGE TREATMENT	1,200.00	1	1,200.00
TOTAL							11,470.00

1. La base n'est pas incluse. 2. Toute couleur est de 15% de plus (hors promotion). 3. Prix de base de l'unité standard sans activation par défaut. 4. Les prix sont en dollars américains. 5. Les prix sont en dollars américains. 6. Les prix sont en dollars américains. 7. Les prix sont en dollars américains. 8. Les prix sont en dollars américains. 9. Les prix sont en dollars américains. 10. Les prix sont en dollars américains.

This is your ORDER ACKNOWLEDGEMENT. Please verify if all Qty, Colors, Model #, Descriptions and Prices are accurate. PLEASE SIGN AND RETURN WITH YOUR CORRECTIONS.

Order produced as requested

4



PANEL OPTIONS

For Doors, Drawer Fronts & Modesties
Choose from any of these Panasphere colors
3/4" thick = from \$28/sq.ft to \$49/sq.ft.
Visit panaspheresurfaces.com for more color options



panasphere_11316 \$32 sq. ft



panasphere_16011 \$28 sq. ft



panasphere_16116 \$32 sq. ft




panasphere_40401 \$45 sq. ft



panasphere_40637 \$49 sq. ft



panasphere_61701 \$32 sq. ft



panasphere_62003 \$49 sq. ft



panasphere_64437 \$45 sq. ft

Also available, UNIBOARD "TFL" Collection at uniboard.com 5/8" thick = \$28/sq.ft.

FURNITURE PARTS



#PB3 4 1/8 dia" Power Bar



#T1 or T2



Photo not necessarily as shown
#PL6 2 1/2 Poste Leg with locking wheels



#PB1 Power Bar/ USB



#PX Power Box **NEW**



Power Box #PX with #PB2



#PB2



1/2 Modesty/Middle #PL9



#PL8




#PL7U



#PL7



#PL5



#PL4



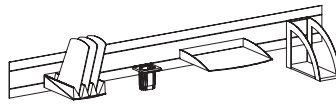
#PL2



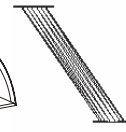
#TG Tube on inside of drawer ped. w/gromets on either side. Standard on empowered desk. See page 47.



Podium for Top of Desk #31



Organizer Accessory Kit #Oak



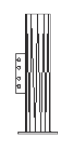
#8" P



#12" P corner



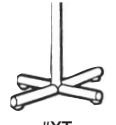
#12" P middle



#12" P end



#TX



#XT

WIRING/CONNECTORS/OUTLETS AVAILABLE



#SB Metal Support Bar



Wire Holder #WH




Decorative Wheel #WH4

Tackboard available in 5 material colors



Grey



Cream



Blue



Green



Brown

50% Upcharge for blue, green & brown

WORK SURFACES (TOPS) sold by the square ft.

RECTANGULAR TOP ANY SIZE

- Any size TOP edge-banded 4 sides....STE1=\$18.00 / sq.ft. 3MM1 or 3MM2=\$21.00 / sq.ft. 3MM3 or 4 or 5 = \$42.00 / sq.ft.
- For any CURVE or ROUNDING, add \$120.00

HOW TO PRICE

To price a 37 1/2 x 61 3/4 Top, you would multiply

38x62=2,356 sq.in. / 144 = (16.36x\$18=\$294.48)

3MM1 / 3MM2 (16.36x\$21=\$343.56)

3MM3 / 3MM4 / 3MM5 (16.36x\$42=\$687.12)

FOR 12 PIECES OR MORE IN SAME COLOR, 15% DISCOUNT

Example.....STE1 (294.48x0.85=\$250.30) 3MM1 (343.56x0.85=\$292.02) 3MM4 (687.12x0.85=\$584.05)

- OPTION 1 #10 **KEYBOARD** STE1 = \$84.00 3MM = \$105.00
- OPTION 2 #20 **CENTER DRAWER** STE1 = \$105.00 3MM = \$135.00
- OPTION 3 #91 **GROMMET** = \$15.00 (17" PAPER SLOT = \$66.00 + \$120.00 for CNC WORK)
- OPTION 4 #12 **LOCK FOR B/F** = \$18.00 #13 **LOCK FOR B/F** = \$27.00 #15 **LOCK FOR DOOR** = \$27.00
- OPTION 5 #BT **BOW TOP** – 6" DEEPER AT BOW CENTER i.e. 36x72 – 36 BOW TO 42 = \$180.00
- OPTION 6 #2" or 15/8" **2" or 15/8" TOP** – ALL 2" TOPS HAVE ROUNDED CORNERS=\$21.00 sq.ft. on top of 3MM1 Price
- OPTION 7 #CL4 **Rectangular Leg 8x20x28 (2-pces)** with half ring panel on both sides = \$777.00/PAIR
- OPTION 8 #CL (1/2/3) * **(1) CUBE LEG 15x15x28H (2) RECTANGULAR LEG 8x20x28H** STE1=\$441.00/PAIR 3MM1=\$537.00/PAIR
(3) RECTANGULAR LEG on NY leg 8x20x28H STE1=\$921.00/PAIR 3MM1=\$1014.00/PAIR
- OPTION 9 #HL * **"H"-LEG 24x48x29H** STE1=\$222.00/PAIR 3MM1=\$279.00/PAIR
- OPTION 10 #XL * **"X"-LEG 24x24x28H** STE1=\$267.00/EACH 3MM1=\$333.00/EACH
- OPTION 11 #TL * **"T"-LEG 24 to 36 w/12" "T"x28H** STE1=\$150.00 3MM1=\$195.00
- OPTION 12 #TX * **METAL "TRUMPET"LEG / WEIGHT FOR ROUND TABLE** = \$705.00
- OPTION 12 #XT * **METAL "X"-LEG FOR ROUND TABLE** = \$420.00
- OPTION 13 #X * **FULL MODESTY IN SHELL FOR STE1, ADD \$45.00**
- OPTION 14 #X * **FULL MODESTY IN DESK OR RETURN FOR: STE1, ADD \$90.00 3MST, ADD \$45.00**
- OPTION 15 #11 **CREDENZA DOORS** STE1 = \$240.00 3MM = \$300.00
- OPTION 16 #14 **SET OF 4 DOORS FOR HUTCH** STE1 = \$210.00 3MM = \$261.00
- OPTION 17 #T1 **TASK LIGHT #1 CHOKE BALLEST REGULAR WIRE 24" = \$90.00 36" = \$126.00**
- OPTION 18 #T2 **TASK LIGHT #2 INDUSTRIAL BALLEST GROUND WIRE 24" = \$300.00**
- OPTION 19 #DB **DOOR 26"H FOR BOTTOM OF BOOKCASE** STE1 = \$180.00 3MM = \$225.00
- OPTION 20 #CT **FOR ANY CURVE OR ROUNDING (other than rectangular), \$120.00 / PER TOP**
- OPTION 21 #LH **LATERAL HANDLES \$9.00 / EA. for #1, #2, #3 \$12.00 / EA. for #4, #5, #6, #7 \$21.00 / EA. for #12, #13**
- OPTION 22 #TS **SHELF BELOW TRANSACTION SHELF W/LOOSE DIVIDERS** STE1=\$90.00 3MM1=\$120.00
- OPTION 23 #TB **TACK BOARD FOR HUTCH 69½X20 w/Capabilities of cutting down = \$270.00 (grey or cream)**
- OPTION 24 #OAK **ORGANIZER ACCESSORY 5-PCE KIT (back panel, paper & file tray, binder & pencil holder \$180.00**
- OPTION 25 #PL2 * **6" BLACK POST LEG = \$225.00 / ea.**
- OPTION 26 #PL4 * **2½" BLACK or BRUSHED CHROME POST LEG w/threaded mounting plate = \$60.00**
- OPTION 27 #PL5 * **METAL "L" (for 26" to 36" deep) for table top unassembled = \$570.00/ pair assembled = \$630.00 / pair**
- OPTION 28 #PL7 * **2½" SQUARE LEG chrome color = \$120.00 2-LEG "U" for 24" table = \$450.00 (2½" square)**
- OPTION 29 #NY **Set of 4 ALUMINUM-LOOK DOORS for HUTCH = \$960.00**
- OPTION 30 #FL1 **4x2x1/8 FLAT BRACKETS \$6.00 / each**
- OPTION 31 #8"P * **8" ALUMINUM-LOOK Angular post leg for transaction shelf = \$60.00 / ea.**
- OPTION 32 #12"P * **12" ALUMINUM-LOOK post leg for transaction shelf = \$81.00 / ea. Must specify 1) Corner 2) Middle 3) End**
- OPTION 33 #AGL **FROSTED GLASS with ALUMINUM FRAME 24"=\$324/ea 27"=\$360/ea 30"=\$396/ea 36"=\$480/ea**
- OPTION 34 #PB1 **POWER BAR 2 outlets / 2 USBs / 1 phone jack, 10'ft. cord, surge protector = \$360.00**
- OPTION 35 #PB2 **POWER BAR 4 outlets, 1 RJ11 (phone)/1 RJ45 (data) jacks 10'ft. cord, surge protector = \$240.00**
- OPTION 36 #PB3 **POWER BAR 4 1/8" round = \$300.00 3 outlets, 1 RJ11 (phone)/1 RJ45 (data) dual jack each 10'ft. cord, surge protector, grommet hideaway**
- OPTION 37 #TC **TOWER COMPARTMENT 10x21" TO 28"H (1 side only) STE1 = \$90.00 3MM = \$120.00**
- OPTION 38 #DT **1 DOOR FOR TOWER STE1 = \$75.00 3MM = \$99.00**
- OPTION 39 #DO **HUTCH DOOR OPTION 1 to 9 = \$120.00**
- OPTION 40 #RO **ROD FOR HANGING including rod supports (2) = \$90.00**
- OPTION 41 #98 * **MODESTY for PENINSULA to attach to T-leg 46¾x28H STE1=\$120.00 3MM1=\$150.00**
- OPTION 42 #HD **HOOD to conceal wires 10x96x10"H incl. CNC grommet = \$570.00**
- OPTION 43 #CH **CHANNEL to conceal wires 6x96x6"H / 2 pces (channel & lid) incl. CNC grommet = \$570.00**
- OPTION 44 #PLNY * **4½" ALUMINUM-LOOK LEG w/threaded adjustable glide = \$240.00 / set of 4 for either ROUND or SQUARE**
- OPTION 45 #GS **GLASS SUPPORT for plexi-glass = \$24.00 / each**
- OPTION 46 #PL6 * **29"H CHROME POST LEG w/locking wheels = \$660.00 / set of 4**
- OPTION 47 #WH1 **WHEEL for mobile pedestal = \$60.00 / set of 4**
- OPTION 48 #WH2 **WHEEL for podium & DECORATIVE ALUMINUM-COLOR WHEEL = \$180.00 / set of 4**
- OPTION 49 #WH3 **WHEEL for heavy duty mobile storage = \$540.00 / set of 4**
- OPTION 50 #PL9 **2½" LEFT & RIGHT METAL LEG with 4 MODESTY POSITIONS = \$330.00/PAIR**
- OPTION 51 #WH5 **PIN WHEEL like space-saver desk (pg 35) = \$120.00 / set of 4**
- OPTION 52 #30 **5-SHELF SORTER F4S for under hutch on top of desk STE1=\$381.00 3MM1=\$423.00**
- OPTION 53 #31 **PODIUM for top of desk 20"Dx23"Wx13/10"H STE1=\$216.00 3MM1=\$255.00**
- OPTION 54 #WH **2 ¾" WIRE HOLDER = \$9.00 / linear ft.**
- OPTION 55 #MH **MODESTY HOLDER = \$120.00 / SET**
- OPTION 56 #C1 **CUSHION for pedestal 20x31" (green/blue/brown) = \$300.00 / ea (ask for quote first)**
- OPTION 57 #C2 **CUSHION for pedestal 20x16" (green/blue/brown) = \$240.00 / ea (ask for quote first)**
- OPTION 58 #FD **FLIPPER DOOR 36" = \$510.00 / 72" = \$570.00**
- OPTION 59 #PL8 * **2½" SQUARE LEG 30"W = \$450 / ea.**
- OPTION 60 #PL10 **MOTORIZED HEIGHT ADJUSTABLE LEG from 26¾ to 46½ high = \$1299.00/PAIR 1 MOTOR, including SENSOR FOR AUTOMATIC STOP**
- OPTION 61 #PX **POWER BOX for POWER BAR \$195.00**
- OPTION 62 #SB **SUPPORT BAR 48" is needed when a top is suspended by 4 legs on its outer extremities = \$144.00**
- OPTION 63 #MB **MARKER BOARD 48x5x48H 3MM1/2 = \$984.00**
- OPTION 64 #TG **TUBE on inside of drawer or door pedestal w/grommets on either side = \$120.00 / pedestal**
- OPTION 65 #PD **LAMINATE PARTITION PANELS w/dowels & adj. nail glides = \$120.00 / panel *this doweling cost is in addition to cost of panel by sq. ft. (see page 113)**
- OPTION 66 #PG **FROSTED PLEXI-GLASS 12X48" = \$210 or \$54/sq.ft.**



THESE ARE ALL CANDEX BASE / LEG OPTIONS

30 COLOR FINISHES



W687 Myrtle




E57 Honey Cherry



370 Mahogany



420 Cognac



421 Honey Maple



144 Cherry



473 Warm Cherry



521 Rustic Cherry



A48 Java



395 Honey Oak



230 Light Oak



A66 Sliced Maple



140 Hard Rock Maple



H580 Storm



H570 Haze



292 Wenge



L499 Grenada



W196 Cocoa Likatre



W163 Grey Likatre




L557 Rocky Mountain




561 Tanner Lane




L492 Arctic



A60 Aluminum



402 Almond



411 White




L767 Taupe



548 Grey



895 Charcoal Granite



891 Grey Granite



405 Black



563 Charcoal

All colors have been reproduced as accurately as the printing process will allow. Actual samples are available upon request

LIST U.S. DOLLARS 2017

866-338-6637 | TonerQuest.com

**TONER
QUEST**
PRODUCTS FOR YOUR OFFICE

*411 WHITE	411 STE1 EDGE AVAILABLE	411 3MST EDGE AVAILABLE	411 3MM1 EDGE AVAILABLE	NON MATCHING EDGE AVAILABLE	411 3MM3 EDGE AVAILABLE	NON MATCHING EDGE AVAILABLE	NON MATCHING EDGE AVAILABLE	411 2MMP EDGE AVAILABLE
*402 ALMOND	402 STE1 EDGE AVAILABLE	402 3MST EDGE AVAILABLE	402 3MM1 EDGE AVAILABLE	NON MATCHING EDGE AVAILABLE	NON MATCHING EDGE AVAILABLE	NON MATCHING EDGE AVAILABLE	NON MATCHING EDGE AVAILABLE	N/A
*548 GREY	548 STE1 EDGE AVAILABLE	548 3MST EDGE AVAILABLE	548 3MM1 EDGE AVAILABLE	NON MATCHING EDGE AVAILABLE	548 3MM3 EDGE AVAILABLE	NON MATCHING EDGE AVAILABLE	NON MATCHING EDGE AVAILABLE	548 2MMP EDGE AVAILABLE
*405 BLACK	405 STE1 EDGE AVAILABLE	405 3MST EDGE AVAILABLE	405 3MM1 EDGE AVAILABLE	NON MATCHING EDGE AVAILABLE	405 3MM3 EDGE AVAILABLE	405 3MM4 EDGE AVAILABLE	405 3MM5 EDGE AVAILABLE	405 2MMP EDGE AVAILABLE
563 CHARCOAL	563 STE1 EDGE AVAILABLE	563 3MST EDGE AVAILABLE	563 3MM1 EDGE AVAILABLE	NON MATCHING EDGE AVAILABLE	NON MATCHING EDGE AVAILABLE	NON MATCHING EDGE AVAILABLE	NON MATCHING EDGE AVAILABLE	N/A
A60 ALUMINUM	A60 STE1 EDGE AVAILABLE	A60 3MST EDGE AVAILABLE	A60 3MM1 EDGE AVAILABLE	NON MATCHING EDGE AVAILABLE	A60 3MM3 EDGE AVAILABLE	NON MATCHING EDGE AVAILABLE	NON MATCHING EDGE AVAILABLE	A60 2MMP EDGE AVAILABLE
767 TAUPE	767 STE1 EDGE AVAILABLE	767 3MST EDGE AVAILABLE	767 3MM1 EDGE AVAILABLE	NON MATCHING EDGE AVAILABLE	NON MATCHING EDGE AVAILABLE	NON MATCHING EDGE AVAILABLE	NON MATCHING EDGE AVAILABLE	N/A
L499 GRENADA	L499 STE1 EDGE AVAILABLE	L499 3MST EDGE AVAILABLE	L499 3MM1 EDGE AVAILABLE	NON MATCHING EDGE AVAILABLE	L499 3MM3 EDGE AVAILABLE	NON MATCHING EDGE AVAILABLE	NON MATCHING EDGE AVAILABLE	N/A
NEW H580 STORM	L499 STE1 EDGE AVAILABLE	L499 3MST EDGE AVAILABLE	L499 3MM1 EDGE AVAILABLE	NON MATCHING EDGE AVAILABLE	L499 3MM3 EDGE AVAILABLE	NON MATCHING EDGE AVAILABLE	NON MATCHING EDGE AVAILABLE	N/A
891 GREY GRANITE	891 STE1 EDGE AVAILABLE	891 3MST EDGE AVAILABLE	891 3MM1 EDGE AVAILABLE	NON MATCHING EDGE AVAILABLE	NON MATCHING EDGE AVAILABLE	NON MATCHING EDGE AVAILABLE	NON MATCHING EDGE AVAILABLE	N/A
NEW H570 HAZE	570 STE1 EDGE AVAILABLE	570 3MST EDGE AVAILABLE	570 3MM1 EDGE AVAILABLE	NON MATCHING EDGE AVAILABLE	NON MATCHING EDGE AVAILABLE	NON MATCHING EDGE AVAILABLE	NON MATCHING EDGE AVAILABLE	N/A
895 CHARCOAL GRANITE	NON MATCHING EDGE AVAILABLE	NON MATCHING EDGE AVAILABLE	NON MATCHING EDGE AVAILABLE	NON MATCHING EDGE AVAILABLE	NON MATCHING EDGE AVAILABLE	NON MATCHING EDGE AVAILABLE	NON MATCHING EDGE AVAILABLE	N/A
NEW 561 TANNER LANE	L557 STE1 EDGE AVAILABLE	L557 3MST EDGE AVAILABLE	L557 3MM1 EDGE AVAILABLE	NON MATCHING EDGE AVAILABLE	NON MATCHING EDGE AVAILABLE	NON MATCHING EDGE AVAILABLE	NON MATCHING EDGE AVAILABLE	N/A
L492 ARCTIC	L492 STE1 EDGE AVAILABLE	L492 3MST EDGE AVAILABLE	L492 3MM1 EDGE AVAILABLE	NON MATCHING EDGE AVAILABLE	NON MATCHING EDGE AVAILABLE	NON MATCHING EDGE AVAILABLE	NON MATCHING EDGE AVAILABLE	N/A
W196 COCOA LIKATRE	W196 STE1 EDGE AVAILABLE	W196 3MST EDGE AVAILABLE	W196 3MM1 EDGE AVAILABLE	NON MATCHING EDGE AVAILABLE	NON MATCHING EDGE AVAILABLE	NON MATCHING EDGE AVAILABLE	NON MATCHING EDGE AVAILABLE	N/A
W163 GREY LIKATRE	W163 STE1 EDGE AVAILABLE	W163 3MST EDGE AVAILABLE	W163 3MM1 EDGE AVAILABLE	NON MATCHING EDGE AVAILABLE	W163 3MM3 EDGE AVAILABLE	NON MATCHING EDGE AVAILABLE	NON MATCHING EDGE AVAILABLE	W163 2MMP EDGE AVAILABLE
A66 SLICED MAPLE	A66 STE1 EDGE AVAILABLE	A66 3MST EDGE AVAILABLE	A66 3MM1 EDGE AVAILABLE	NON MATCHING EDGE AVAILABLE	NON MATCHING EDGE AVAILABLE	NON MATCHING EDGE AVAILABLE	NON MATCHING EDGE AVAILABLE	N/A
230 LIGHT OAK	230 STE1 EDGE AVAILABLE	230 3MST EDGE AVAILABLE	230 3MM1 EDGE AVAILABLE	NON MATCHING EDGE AVAILABLE	NON MATCHING EDGE AVAILABLE	NON MATCHING EDGE AVAILABLE	NON MATCHING EDGE AVAILABLE	N/A
140 HARD ROCK MAPLE	140 STE1 EDGE AVAILABLE	140 3MST EDGE AVAILABLE	140 3MM1 EDGE AVAILABLE	NON MATCHING EDGE AVAILABLE	140 3MM2 EDGE AVAILABLE	140 3MM3 EDGE AVAILABLE	140 3MM4 EDGE AVAILABLE	140 3MM5 EDGE AVAILABLE
421 HONEY MAPLE	421 STE1 EDGE AVAILABLE	421 3MST EDGE AVAILABLE	421 3MM1 EDGE AVAILABLE	NON MATCHING EDGE AVAILABLE	421 3MM2 EDGE AVAILABLE	421 3MM3 EDGE AVAILABLE	421 3MM4 EDGE AVAILABLE	421 3MM5 EDGE AVAILABLE
521 RUSTIC CHERRY	521 STE1 EDGE AVAILABLE	521 3MST EDGE AVAILABLE	521 3MM1 EDGE AVAILABLE	NON MATCHING EDGE AVAILABLE	NON MATCHING EDGE AVAILABLE	NON MATCHING EDGE AVAILABLE	NON MATCHING EDGE AVAILABLE	N/A
144 WILD CHERRY	144 STE1 EDGE AVAILABLE	144 3MST EDGE AVAILABLE	144 3MM1 EDGE AVAILABLE	NON MATCHING EDGE AVAILABLE	144 3MM2 EDGE AVAILABLE	144 3MM3 EDGE AVAILABLE	144 3MM4 EDGE AVAILABLE	144 3MM5 EDGE AVAILABLE
370 DARK MAHOGANY	370 STE1 EDGE AVAILABLE	370 3MST EDGE AVAILABLE	370 3MM1 EDGE AVAILABLE	NON MATCHING EDGE AVAILABLE	370 3MM2 EDGE AVAILABLE	370 3MM3 EDGE AVAILABLE	370 3MM4 EDGE AVAILABLE	370 3MM5 EDGE AVAILABLE
NEW 687 MYRTLE	687 STE1 EDGE AVAILABLE	687 3MST EDGE AVAILABLE	687 3MM1 EDGE AVAILABLE	NON MATCHING EDGE AVAILABLE	370 3MM2 EDGE AVAILABLE	370 3MM3 EDGE AVAILABLE	370 3MM4 EDGE AVAILABLE	370 3MM5 EDGE AVAILABLE
420 COGNAC	420 STE1 EDGE AVAILABLE	420 3MST EDGE AVAILABLE	420 3MM1 EDGE AVAILABLE	NON MATCHING EDGE AVAILABLE	420 3MM2 EDGE AVAILABLE	420 3MM3 EDGE AVAILABLE	420 3MM4 EDGE AVAILABLE	420 3MM5 EDGE AVAILABLE
A48 JAVA	A48 STE1 EDGE AVAILABLE	A48 3MST EDGE AVAILABLE	A48 3MM1 EDGE AVAILABLE	NON MATCHING EDGE AVAILABLE	NON MATCHING EDGE AVAILABLE	NON MATCHING EDGE AVAILABLE	A48 3MM5 EDGE AVAILABLE	N/A
473 WARM CHERRY	473 STE1 EDGE AVAILABLE	473 3MST EDGE AVAILABLE	473 3MM1 EDGE AVAILABLE	NON MATCHING EDGE AVAILABLE	NON MATCHING EDGE AVAILABLE	NON MATCHING EDGE AVAILABLE	NON MATCHING EDGE AVAILABLE	N/A
L557 ROCKY MOUNTAIN	L557 STE1 EDGE AVAILABLE	L557 3MST EDGE AVAILABLE	L557 3MM1 EDGE AVAILABLE	NON MATCHING EDGE AVAILABLE	NON MATCHING EDGE AVAILABLE	NON MATCHING EDGE AVAILABLE	NON MATCHING EDGE AVAILABLE	N/A
292 WENGE	292 STE1 EDGE AVAILABLE	292 3MST EDGE AVAILABLE	292 3MM1 EDGE AVAILABLE	NON MATCHING EDGE AVAILABLE	NON MATCHING EDGE AVAILABLE	NON MATCHING EDGE AVAILABLE	NON MATCHING EDGE AVAILABLE	N/A
336 RUM CHERRY (VERY SIMILAR TO 420 COGNAC)	N/A	N/A	N/A	N/A	N/A	N/A	N/A	336 2MMP EDGE AVAILABLE
*E57 HONEY CHERRY	N/A	N/A	E57 3MM1 EDGE AVAILABLE	N/A	N/A	N/A	N/A	E57 2MMP EDGE AVAILABLE

*N/A : Not Available

****NO UPCHARGE FOR 2-TONES****

8-PERSON WORKSTATION

2 SETS OF 60 X 96" TOP



8-PERSON WORKSTATION


(4) 24 X 96 TOPS & (2) CENTER WIRE CHANNLES 6 X 96 X 6H



CUSTOM RECEPTION DESK



HANDLE OPTIONS



3 - PERSON OFFICE



6 - PERSON OFFICE



ENTIRE LINE AVAILABLE
IN 30 COLOR FINISHES



TONER QUEST

PRODUCTS FOR YOUR OFFICE

TonerQuest, Inc.
241 37th Street
Suite 302
Brooklyn N.Y. 11232

TonerQuest.com | Toll Free: 866-338-6637

Distributed by: